

A-Class 26

C2 tourer | C1-tourer Edition+ | chic c-line | chic e-line | chic s-plus | liner-for-two










PRICE LIST 26,1 DE-EN

Valid from 01/08/2025

carthago®
Das Reisemobil.

Table of contents

Weight notes		3-6	
Biggest chassis selection in the premium class		7	
<hr/>			
	FIAT PROFESSIONAL AL-KO  Mercedes-Benz AL-KO	C2-tourer lightweight 3,5 t The C2-tourer lightweight 3,5 t models boast intelligent lightweight construction that enables optimum comfort and practical equipment on a low kerb weight in the 3,5 t class.	8-27
		C2-tourer comfort 4,2 t Sporty, distinctive and cosy at the same time. The C2-tourer comfort 4,2 t is ideal for registration outside the 3,5 t weight class and focuses on total living comfort and uncompromising practicality.	8-27
<hr/>			
	FIAT PROFESSIONAL AL-KO  Mercedes-Benz AL-KO	C1-tourer Edition+ comfort 4,2 t Sporty, distinctive and cosy at the same time. The C1-tourer comfort 4,2 t is ideal for registration outside the 3,5 t weight class and focuses on total living comfort and uncompromising practicality. With the Edition+ model, you can enjoy a full range of on-board equipment without compromise – everything your heart desires. Whether comfort, safety or design – the C1 Tourer Edition+ is an all-round package that leaves nothing to be desired.	28-37
<hr/>			
	FIAT PROFESSIONAL AL-KO SA/DA  Mercedes-Benz AL-KO SA/DA	chic c-line / chic c-line superior / chic c-line XL The fascination of the Carthago liner class: elegance, comfort and extravagance	38-51
<hr/>			
	FIAT PROFESSIONAL AL-KO SA/DA  Mercedes-Benz AL-KO DA	chic e-line / chic e-line XL The jewel in the crown of the Carthago liner class: more comfort, more self-sufficiency, more independence	52-67
<hr/>			
IVECO DAILY 5,6 t/6,7 t		chic s-plus / chic s-plus XL The powerhouse of the Carthago liner class on the Iveco Daily 5,6 t / 6,7 t with high-traction rear-wheel drive/ dual tyres	68-79
<hr/>			
FIAT PROFESSIONAL AL-KO SA/DA IVECO DAILY 5,6 t/6,7 t		liner-for-two Round lounge seating area with electrically extendible TV lounge and unique 4-room concept	80-92
<hr/>			
Tips and additional equipment information			93-94
General notes & footnotes			95-97

IMPORTANT LEGAL AND TECHNICAL INFORMATION FOR THE SELECTION AND CONFIGURATION OF YOUR MOTORHOME


Each motorhome is only approved for a certain maximum weight on the road, which must not be exceeded under any circumstances when driving. When you select and configure your motorhome or van (hereinafter referred to as: "motorhome"), the technical and legal limits for the weight of the motorhome are therefore extremely important. These play a decisive part in the configuration, particularly when the additional equipment is being selected (equipment packages, special equipment and options).

The technical and legal requirements for the weight of your motorhome are regulated in EU Implementing Regulation No. 2021/535 (until June 2022: EU Implementing Regulation No. 1230/2012). This applies uniformly within the European Union. In order to make it easier for you to select and configure your motorhome in compliance with the legal and technical requirements, we will explain the key terms and requirements of this regulation and give you some information that is extremely important for configuring your vehicle and selecting your additional equipment (equipment packages, special equipment and options) from the items that are available from the factory. Please read this information carefully before configuring and ordering your vehicle. Our dealers will provide you with additional assistance in selecting and configuring your motorhome.

1. TECHNICALLY PERMISSIBLE GROSS VEHICLE WEIGHT

The technically permissible gross vehicle weight describes the maximum permissible weight, based on the layout, that your motorhome is allowed to weigh when laden (e.g. 3.500 kg, 4.500 kg) as specified by the manufacturer. This is entered in Part I of the registration certificate. You can find information about the technically permissible gross weight for each layout in the technical data which is shown in our sales documents (e.g. in the price lists).

Illustration in the price list:

C2-tourer			
			
I 141 KB-LE lightweight 3.5 t			
	Fiat Ducato	Mercedes-Benz Sprinter	
Transmission	8G automatic torque converter	9G-TRONIC automatic transmission	
Standard chassis	AL-KO low frame 35 special light	AL-KO low frame special light 315 CDI	
Base engine	Diesel 2,2 l (140 HP / 103 kW)	Diesel 2,0 l (150 HP / 110 kW)	
Length / width / height ^{1) 2) 3)} (mm)	6.580 / 2.170 / 2.950	6.705 / 2.170 / 2.950	
Wheel base (mm)	3.525	3.625	
Double floor height / Double floor storage compartment (mm)	220 / 220	220 / 220	
Headroom in living area (mm)	1.980	1.980	
Rear garage interior height (mm)	1.200	1.200	
Door width / height rear garage on passenger side (LHD) (mm)	950 x 1.140	950 x 1.140	
Door width / height, rear garage on passenger side (LHD) (mm)	850 x 1.140	850 x 1.140	
Technically permissible gross vehicle weight ⁴⁾ (kg)	3.500	3.500	
Weight in running order ⁵⁾ (kg)	2.923 (2.777 - 3.069)	2.936 (2.789 - 3.083)	
Weight of additional equipment in series production specified by the manufacturer ⁷⁾ (kg)	213	199	
Max. towing capacity ¹⁰⁾ (kg)	2.000	2.000	
Max. number of seats with 3-point safety belt while driving (standard / optional) ⁵⁾	4	4	

The technically permissible gross vehicle weight (e.g. 3.500 kg) must not be exceeded under any circumstances while driving. If the vehicle exceeds the technically permissible gross weight while driving, this constitutes an administrative offence which may be punishable with a fine. We therefore urgently advise you to check this before each journey and ensure that you and your vehicle do not exceed the technically permissible gross vehicle weight (e.g. 3.500 kg).

2nd MASS IN RUNNING ORDER

The weight in running order corresponds to the (unladen) weight of the vehicle with standard factory equipment (including lubricants, tools, tyre repair kit and a fuel tank that is 90% full) plus a statutory flat rate weight of 75 kg for the driver.

The mass in running order essentially includes the following items:

- the unladen weight of the vehicle with the habitation including filled operating fluids such as lubricating grease, oils and coolants;
- the standard equipment, i.e. all equipment items which are included in the vehicle within the scope of delivery;
- a fresh water tank that is 100% full when driving (filling when driving in accordance with the manufacturer's specifications. You will find the manufacturer's information about filling the vehicle in the sales documents (e.g. in the price lists). This is 20 l or 50 l depending on the model range) and an aluminium gas bottle that is 100% full, weighing 16 kg;
- a fuel tank that is 90% full;
- the driver, whose weight is set at a flat rate of 75 kg, regardless of the driver's actual weight.

The mass in running order is therefore the basic configuration of the vehicle model you have selected with standard equipment plus a statutory flat rate weight of 75 kg for the driver. This changes after selecting additional equipment (equipment packages, special equipment, options).

You will find information about the mass in running order for each layout in our sales documents (e.g. in the price lists).

It is important that the value given in our sales documents for the mass in running order is a standard value which is determined during the type approval procedure and checked by the authorities. It is legally permissible and possible for the mass in running order of the vehicle which is delivered to you to differ from the nominal value specified in the sales documents due to production-related tolerances. The legal tolerance is $\pm 5\%$. The EU legislator has taken into account the fact that there are certain fluctuations in the mass in running order due to fluctuations in the weight of the supplied parts as well as process and weather-related factors. Please take this into consideration when selecting and configuring your motorhome.

Example calculation illustrating these (permissible) production-related weight deviations:

Mass in running order according to sales documents:	2.900 kg
Legal tolerance of $\pm 5\%$:	145 kg
Legally permissible range of weight in running order:	2.755 to 3.045 kg

The specific range of permissible weight deviations for the mass in running order for each layout can be found in the technical data shown in our sales documents. As a manufacturer, we endeavour to restrict weight fluctuations to the minimum that is unavoidable in terms of production technology. Deviations above and below within the legally permissible tolerance range therefore only occur very rarely. However, in spite of constant technical optimisation of the production process, these cannot be completely avoided.

In order to ensure that all of the vehicles which are actually delivered comply with the legally permissible tolerance, the actual weight of the vehicle and compliance with the permissible tolerance of $\pm 5\%$ is checked by us as the manufacturer by weighing the vehicle upon completion in the production area at the end of the production line. Your dealer will inform you of the actual weight of your vehicle that was measured at the end of the production line. This gives you full transparency about any weight discrepancies that may be present in your vehicle.

3rd MAXIMUM NUMBER OF SEATS PERMITTED / WEIGHT OF PASSENGERS

The maximum number of permitted seats while driving is determined by us as the manufacturer during the type approval procedure. The weight of the passengers results from the maximum number of permitted seats. The weight of the passengers is a flat rate of 75 kg for each approved seat which we as the manufacturer have provided for the vehicle, regardless of what the passengers actually weigh. This is also a legally prescribed calculation. Since the weight of the driver is already included in the mass in running order, i.e. 75 kg (see section 2.), this is not taken into consideration in the weight of the passengers. In a motorhome with four approved seats, the weight of the passengers is $3 \times 75 \text{ kg} = 225 \text{ kg}$.

The specification of the maximum permissible number of seats in the sales documents refers to the respective vehicle weight in a standard set-up without additional equipment (for additional equipment, see section 4.) and specifies the maximum possible number of persons who can be seated while driving. However, the number of seats depends on the weight and axle load. For example, it can be reduced by installing additional equipment (e.g. by selecting equipment packages, special equipment and options) or, depending on the model, only be achieved by increasing the permissible total weight and/or by omitting additional equipment.

4th ACTUAL WEIGHT AND ADDITIONAL EQUIPMENT

The mass in running order (see section 2.) and the weight of the factory-installed additional equipment (equipment packages, special equipment, options) in a specific vehicle are collectively referred to as the actual weight of the vehicle.

You can find information about the actual weight of your vehicle after it has been handed over in section 13.2 of the Certificate of Conformity (CoC), which will be given to you by your dealer when the handover takes place.


Please note that the actual weight which is specified in the Certificate of Conformity (CoC) is also a standard value. Since the mass in running order – as part of the actual weight – has a legally permissible tolerance of $\pm 5\%$ (see section 2.), the actual weight can deviate from the specified nominal value accordingly.

According to the legal definition, the so-called additional equipment includes all optional equipment parts that are not included in the standard equipment and is fitted to the vehicle by the manufacturer (i.e. ex works) and can be ordered by the customer (e.g. awning, bicycle or motorcycle rack, satellite system, solar energy system, oven etc.). Information about the individual or package weights of the equipment packages, special equipment and options which can be ordered can be found in our sales documents. Other accessories that are retrofitted after delivery of the vehicle from the factory by the dealer or by you personally are not included in the special equipment in this sense.

5th MAXIMUM WEIGHT OF ADDITIONAL EQUIPMENT SPECIFIED BY THE MANUFACTURER AND PAYLOAD

Since the installation of additional equipment is also subject to legal and technical limits, we determine the value of the maximum weight for additional equipment for each layout and vehicle which can be fitted to the vehicle in addition to the standard equipment (e.g. by selecting equipment packages and/or special equipment). This value must not be exceeded when you are selecting and configuring your vehicle.

The weight of additional equipment specified by the manufacturer can be found in our sales documents (e.g. in the price lists).

C2-tourer		
		
I 141 KB-LE lightweight 3.5 t		
	Fiat Ducato	Mercedes-Benz Sprinter
Transmission	8G automatic torque converter	9G-TRONIC automatic transmission
Standard chassis	AL-KO low frame 35 special light	AL-KO low frame special light 315 CDI
Base engine	Diesel 2,2 l (140 HP / 103 kW)	Diesel 2,0 l (150 HP / 110 kW)
Length / width / height ^{1) 2) 3)} (mm)	6.580 / 2.170 / 2.950	6.705 / 2.170 / 2.950
Wheel base (mm)	3.525	3.625
Double floor height / Double floor storage compartment (mm)	220 / 220	220 / 220
Headroom in living area (mm)	1.980	1.980
Rear garage interior height (mm)	1.200	1.200
Door width / height rear garage on passenger side (LHD) (mm)	950 x 1.140	950 x 1.140
Door width / height, rear garage on passenger side (LHD) (mm)	850 x 1.140	850 x 1.140
Technically permissible gross vehicle weight ⁴⁾ (kg)	3.500	3.500
Weight in running order ⁵⁾ (kg)	2.923 (2.777 - 3.069)	2.936 (2.789 - 3.083)
Weight of additional equipment in series production specified by the manufacturer ⁶⁾ (kg)	213	199
Max. towing capacity ¹⁰⁾ (kg)	2.000	2.000
Max. number of seats with 3-point safety belt while driving (standard / optional) ¹¹⁾	4	4

The maximum weight of additional equipment specified by the manufacturer is intended to ensure that the legally prescribed minimum payload is also actually available for the vehicle payload after delivery of a vehicle by the manufacturer. This means that only a certain amount of additional equipment can be ordered and installed in the factory, in order to leave a sufficient weight allowance available for luggage and other accessories (the so-called payload) without exceeding the technically permissible gross vehicle weight.

The payload is calculated by subtracting the mass in running order (nominal value according to the sales documents, see section 2.), the weight of passengers (see section 3.) and the maximum weight of additional equipment specified by the manufacturer from the technically permissible gross vehicle weight (see section 1).

For motorhomes, the European legislation prescribes a fixed minimum payload, which must remain for luggage or other accessories which are not installed in the factory. This minimum payload is calculated as follows:

$$\text{Minimum payload in kg} \geq 10 * (n + L)$$

In this calculation: "n" = maximum number of passengers plus the driver and "L" = total length of vehicle in metres (including decimal places).

For a motorhome with a length of 7 m and 4 approved seats (including the driver), for example, the minimum payload is 10 kg * (4 + 7) = 110 kg.

When you are configuring your motorhome, please note that the payload must not fall below the minimum.

To ensure that the minimum payload is adhered to, there is a maximum combination of additional equipment which can be ordered for each vehicle model. In the above-mentioned example with a minimum payload of 110 kg, the total weight of additional equipment for a vehicle with four approved seats (including the driver) and a mass in running order of 2.900 kg should be a maximum of 265 kg:

3.500 kg	Technically permissible gross vehicle weight
- 2.900 kg	Mass in running order
- 3 x 75 kg	Weight of passengers
- 110 kg	Minimum payload
= 265 kg	Additional equipment

Please note that this calculation is based on the standard value for the mass in running order determined during the type approval process, without taking account of the permissible weight deviations for the mass in running order (see section 2.). If the maximum permissible value for the additional equipment of (in this example) 265 kg is almost or completely exhausted, an upward weight deviation in the mass in running order may therefore result in the minimum payload of 110 kg being theoretically maintained using the standard value of the weight in running order, but in reality there is no corresponding payload option.

Here is another sample calculation for a vehicle with four approved seats, whose actual mass in running order is 1% above the nominal value:

3.500 kg	Technically permissible gross vehicle weight
- 2.929 kg	Actual mass in running order of the vehicle (+ 1% compared to the 2.900 kg specified in the sales documents)
- 3 x 75 kg	Weight of passengers
- 265 kg	Weight of additional equipment
= 81 kg	Actual payload (< minimum payload of 110 kg); in this example, the minimum payload is therefore undershot by 29 kg

In order to avoid such a shortfall in the minimum payload, the manufacturer reduces the weight of the additional equipment that can be ordered based on the layout. Limiting the additional equipment is intended to ensure that the minimum payload, i.e. the legally prescribed weight available for luggage and other accessories, is actually achieved for the payload of the vehicles delivered by the manufacturer.

As, due to production reasons, the actual weight of the specific vehicle is only determined when it is weighed at the end of the production line, it cannot be completely ruled out that in rare exceptional cases a situation may arise, whereby the minimum payload is not guaranteed at the end of the production line despite this limitation of additional equipment. In order to guarantee the minimum payload in these cases, the manufacturer will check with you and your dealer before delivery of the vehicle whether, for example, the vehicle is overloaded, the number of permitted seats is reduced or additional equipment is omitted to reduce the weight, so that you receive a vehicle that has the legal minimum payload. The weight of additional equipment offered by the manufacturer can be found in our sales documents (e.g. in the price lists).

Illustration in the price list:

Article no.		€ incl. 19% VAT	kg
Fiat Ducato chassis			
310227	140 HP / 103 kW engine, Euro 6e-bis, f35 light, 8-speed automatic torque converter transmission ^{67) 68)}	Standard	-
310215	180 HP / 132 kW engine, Euro 6e-bis, f35 light, 8-speed automatic torque converter transmission ^{67) 68)}	4.510	-
310071	180 HP / 132 kW engine, Euro VIe, f40 heavy, 8-speed automatic torque converter ^{67) 67)}	Standard	-
311810	Reinforced front axle springs for optimal ride comfort ⁶⁷⁾	620	-
311815	AL-KO "ACS" High Performance front axle spring strut ⁶⁷⁾	1.490	-
310469	Load increase from 4.250 kg to 4.500 kg with Fiat Ducato f40 heavy	340	-
210338	Fiat 10,1" multimedia system incl. sat nav, motorhome route guidance and DAB+ ⁶⁹⁾	1.450	1
310605	90-litre fuel tank	120	23

The additional weight of additional equipment (all items of equipment not included in the standard scope of delivery) increases the actual weight of the vehicle (= weight in running order plus the selected additional equipment) and reduces the payload. The specified value indicates the additional weight compared to the standard equipment of the respective layout. The total weight of the selected additional equipment (equipment packages, special equipment and options) must not exceed the maximum weight of additional equipment specified by the manufacturer.

6. THE EFFECTS OF MASS IN RUNNING ORDER TOLERANCES ON THE PAYLOAD

Regardless of the minimum payload, you should also note that unavoidable production-related fluctuations in the mass in running order have an effect on the remaining payload:

if you order our example vehicle (see section 5.) with additional equipment with a total weight of 150 kg, the calculated payload is 225 kg based on the default value for the mass in running order. Due to the tolerances, the payload that is actually available may deviate from this value and may be higher or lower. If the mass in running order of your vehicle is about 1% higher than the weight specified in the sales documents, the possible payload is reduced from 225 kg to 196 kg:

3.500 kg	Technically permissible gross vehicle weight
- 2.929 kg	Actual mass in running order of the vehicle (+ 1% compared to the 2.900 kg specified in the sales documents)
- 3 x 75 kg	Weight of passengers
- 150 kg	Ordered additional equipment for the specifically configured vehicle
= 196 kg	Actual payload

to ensure that the calculated payload is actually achieved, you should therefore take into account the possible and permissible tolerances in the mass in running order when selecting and configuring your vehicle. We also strongly recommend weighing the laden motorhome on a non-automatic weighbridge before every journey and determining whether the technically permissible total vehicle weight and the technically permissible total axle load are adhered to, taking account of the individual weight of passengers.



You can find more information online!

The biggest chassis selection in the premium class

The choice is yours.

Are you looking for a premium motorhome that meets your exact needs? Depending on the range and model, we offer up to three different chassis: Fiat Ducato, Mercedes-Benz Sprinter with AL-KO low frame Carthago special (light) as single or double axle, as well as Iveco Daily with robust ladder high-frame, rear-wheel drive and dual tyres.

All three base vehicles have clearly defined advantages – just pick the chassis which is the most suitable for your practical needs. However, all chassis variants have one thing in common: combined with the Carthago premium DNA, they create motorhomes that are both uniquely exclusive and high-quality, while offering maximum safety. You can count on that!



AL-KO



Mercedes-Benz

AL-KO

IVECO
DAILY

5,6 t/6,7 t

Chassis	Fiat Ducato					Mercedes-Benz Sprinter			Iveco Daily	
Available for	C2-tourer lightweight 3,5 t	C1-tourer comfort 4,2 t*** / chic c-line	chic e-line / liner-for-two		C2-tourer lightweight 3,5 t	C1-tourer comfort 4,2 t*** / C2-tourer comfort 4,2 t*** / chic c-line / chic e-line		chic s-plus / liner-for-two		
Drive and running gear										
Chassis type	AL-KO low frame special light	Carthago special AL-KO low frame	Carthago special AL-KO low frame		AL-KO low frame special light 315 CDI	AL-KO low frame Carthago special 415 CDI		Ladder-type high frame		
Motorisation recommendation	2,2 l with 180 HP	2,2 l with 180 HP	2,2 l with 180 HP		2,0 l with 170 HP				3,0 l with 207 HP	
Emissions level	Euro 6e	Euro VI	Euro VI		Euro VI E				Euro VI E	
Drive type	Front-wheel drive	Front-wheel drive	Front-wheel drive		Front-wheel drive				Rear wheel drive with dual tyres on rear axle	
Maximum permissible total vehicle weight										
Chassis version	Single axle	Single axle	Double axle	Single axle	Double axle	Single axle	Single axle	Double axle	5,6 t	6,7 t
Maximum technically permissible gross weight (kg) *	3.500	4.250 / 4.500	5.500	4.800	5.500	3.500	4.500	5.500	5.800	6.700
Maximum front axle load (kg)	2.100	2.100	2.300	2.300	2.300	2.100	2.100	2.100	2.300	2.600
Maximum rear axle load (kg)	2.500	2.500	2 x 1.700	2.700	2 x 1.700	2.430	2.430	2 x 1.800	3.700	4.690
Maximum towing capacity (kg) **	2.000	1.800	1.800	1.800	1.800	2.000	2.000	1.600	3.260 ⁸⁹⁾	3.500 ⁸⁹⁾
Total towing weight (kg)	5.500	6.000	6.000	6.000	6.000	5.550	5.880		9.100 ⁸⁹⁾	10.200 ⁸⁹⁾

* Partially in conjunction with special equipment

** In conjunction with the total towed load

*** C1-tourer / C2-tourer models not available as double axle

C2-tourer

lightweight 3,5 t | comfort 4,2 t



FIAT
PROFESSIONAL
AL-KO


Mercedes-Benz
AL-KO

The unique SMART LINER - also available in the 3,5 t class.

The C2-tourer will quickly change the minds of those who say that real comfort is incompatible with weight savings. The A-Class model range impressively demonstrates how comfort and lightweight construction can be implemented in a smart way.



The lightweight premium class:



- lightweight 3,5 t models with permissible gross vehicle weight of 3.500 kg and 4 approved seats
- Innovative lightweight construction enables practical equipment in the 3,5 t class

AL-KO low frame Carthago special / special light:



- Permissible total vehicle weight 3,5 t to 4,5 t

Double floor with huge, heated storage space:



- Usable height up to 55,5 cm
- Exterior access via several large hatches. Convenient interior access via the seat bench cover of the L-shaped lounge seating area and the fold-up side bench seat and large living area floor hatches
- Large, central through-loading storage compartment (interior height 22 cm) with extra-low double floor storage compartment (usable height 46 cm), conveniently loadable through the XL habitation door via the large, self-supporting living area floor hatches
- Entire double floor heated with climate storage function

Carthago body construction for liner premium class:




- High-stability body connection using frame members (roof-wall / floor-wall)
- Entirely wood-free construction with water-repellent RTM hard foam insulating core
- Interior walls and inside of roof made from aluminium
- Micro-fibre climate-regulating wall covering

	light-weight 3.5t	comfort 4.2t
I-I Chassis		
Carthago special light AL-KO low frame:	X	-
Carthago special AL-KO low frame	-	X
All-weather tyres (M+S)	X	X
16-inch steel wheels	X	X
Dipped headlights with LED technology	X	X
LED daytime running lights	X	X
Mud flaps on front and rear axle	X	X
Fix & Go breakdown kit	X	X
"Carthago best view" bus mirror system in black/white, adjustable and heatable	X	X

	light-weight 3.5t	comfort 4.2t
Fiat Ducato with AL-KO low frame		
Engine: 2,2 l diesel Multijet 3 with Adblue (19 l), 140 HP / 104 kW, 4 cylinders, 380 Nm, Euro 6e-bis, 8-speed automatic torque converter transmission	X	-
Engine: 2,2 l diesel Multijet 3 with Adblue (19 l), 180 HP / 132 kW, 4 cylinders, 450 Nm, Euro VIe, 8-speed automatic torque converter transmission, front-wheel drive	-	X
8G automatic torque converter as standard	X	X
Start / Stop system	X	X
60-litre fuel tank	X	X
Side wind assistant, cruise control, ABS, ESP, ASR, electric immobiliser, Hillholder, Hill Descent Control, Traction Plus, trailer stability control, collision braking system ⁶⁵⁾	X	X
Driver / passenger airbag ¹⁾	X	X
Manual air conditioning system	X	X
Glove compartment	X	X
Mercedes-Benz Sprinter with AL-KO low frame		
Engine: 2,0 l diesel with Adblue (22 l), 150 HP / 110 kW, 4 cylinders, 330 Nm, Euro VI E, front-wheel drive	X	X
9G-Tronic automatic transmission incl. hillholder	X	X
Start / Stop system	X	X
Keyless Start incl. Start/Stop button	X	X
Driver / passenger airbag ¹⁾	X	X
Side Wind Assist, hillholder, ABS, ASR, EBV, ESP	X	X
Driver and passenger cup holders, glove compartment on passenger side (LHD)	X	X
Hinged lid for storage compartment	X	X
Automatic driving light control	X	X
Mercedes-Benz emergency call system, breakdown management	X	X
Fleece battery 12 V / 92 Ah	X	X
65-litre fuel tank	X	X
Active Brake Assist and Driver Drowsiness Detection	X	X
Original Mercedes-Benz wheel trims	X	X
Pre-wiring (cable set) for habitation door central locking system	X	X
Electric warm air auxiliary heating in driver's cab	X	X
 Liner premium-class body construction		
10-year water ingress warranty	X	X
Wood-free body construction with GRP roof and floor covering	X	X
Roof/wall connection via curved roof and frame member	X	X
Roof rail system at side with rainwater drainage	X	X
Side and rear walls with aluminium on the interior and exterior	X	X
RTM hard foam insulating core in roof, floor and side wall	X	X
Floor to side wall connection using aluminium frame member bonded over its entire surface with additional cold stop	X	X
Total wall and roof thickness, 38 mm	X	X
Exterior hatches made from original "Carthago Isoplus" side wall material	X	X
Internal/external hatch seal, outer seal as water spray protection	X	X
Exterior hatches and habitation door with internal hinges	X	X
Fuel tank flap flush-mounted in side wall	X	X
Segmented side skirts made from aluminium profile	X	X
Dynamic design rear (in Mercedes-Benz models incl. design enhancements)	X	X
Carthago rear lights with Carthago "C" branding in LEDs	X	X
Seitz S4 habitation window, double frame with insulated glazing and no thermal bridge, insect screen blind and pleated blackout blind	X	X
LED exterior light above habitation door with rain deflector	X	X
Electrically extending entrance step for habitation door with warning buzzer	X	X

	light-weight 3.5t	comfort 4.2t
 Cab		
Dashboard sloping steeply towards front (view of road surface in Fiat 2,77 m, in Mercedes-Benz 3,77 m)	X	X
Pleated windscreen blind with honeycomb-structure insulation	X	X
Pleated blackout blinds behind side windows (operated from the side)	X	X
Front mask in GRP, with double-shell insulation	X	X
Cab door with security double locking system, electric windows, rain gutter	X	X
Soundproofing for engine compartment	X	X
Aguti "Roadliner" driver and passenger comfort seats with Carthago label, in same material as living area, rotatable, with integrated seat belts and padded armrests	X	X
Dashboard with practical sideboard and bottle holder	X	X
Leather-covered bottom panelling for drop-down bed including sun visors, LED spotlights and storage compartments at the side	X	X
 Double floor storage compartment		
Usable height up to 55,5 cm	X	X
Through-loading storage compartment with lighting and heating	X	X
Outside access via several large hatches	X	X
Interior access via hinged side bench seat in L-shaped lounge seating area (not in 441 KB-LE model) as well as via large living area floor hatch in entrance and kitchen area	X	X
Central through-loading storage compartment (interior height 22 cm) with low double floor storage compartment (usable height 46 cm)	X	X
 Large scooter garage		
Scooter garage load capacity up to 350 kg	X	X
Large garage door on passenger side (LHD), additional door on driver's side (LHD)	X	X
Garage floor with GRP on top and bottom, anti-slip coating	X	X
With all-around frost-proof insulation and heating	X	X
Lashing system via aluminium frame member, including eight lashing eyes	X	X
 Interior design		
"Casablanca 2" style range: Fine cherry furniture finish with large overhead cabinet fronts in bicolour appearance with high-gloss ivory combined with modern accents in anthracite black	X	X
 Living area		
Inside of walls and roof with microfibre, climate-regulating wall covering	X	X
L-shaped lounge seating area with side bench seat (141 KB-LE model with pull-out side seat)	X	X
360° living area table, rotatable using a foot pedal and movable in two directions	X	X
Swivel-out shoe cabinet with storage system in bench seat base, including LED accent light	X	X
Seat upholstery with multilayer premium foam core and back support function	X	X
"Durafix" double connecting technology: furniture parts screwed together and mortised	X	X
Hatch closer with soft closing mechanism	X	X
Curtain system including removable decorative curtain	X	X

	light-weight 3.5t	comfort 4.2t
 Kitchen		
Kitchen counter as visual room divider and additional worktop (not 141 KB-LE, 143 KB-LE models)	X	X
Kitchen work surface in scratch-resistant slate-effect	X	X
Worktop lit from underneath with LED light strip	X	X
Kitchen unit with cutlery drawer	X	X
“Easy glide” kitchen drawers with roller-mounted and soft-close mechanism	X	X
Separate waste bins in separate hygiene area	X	X
3-ring hob with divided glass cover (one-piece in 141 KB-LE, 143 KB-LE models) with robust enamelled wire pan support and stainless steel base	X	-
3-ring hob with divided glass cover (one-piece in 141 KB-LE, 143 KB-LE models) with robust cast-iron trivet and glass base	-	X
Round stainless steel sink embedded in work surface with multifunctional sink cover including wall holder for extending size of worktop	X	X
Mixer tap in metal design at practical pot height	X	X
Kitchen rear wall in cream decorative glass	X	X
Large refrigerator with door opening on both sides (141 KB-LE, 143 KB-LE, 145 RB-LE, 147 RB-LE K, 148 RB-QB K models: slim tower) with separate freezer compartment, automatic energy source selection 12 V / 230 V / gas mode	X	X
Mini Heki skylight	X	X
 Bathroom Dressing room		
Dressing room & room partitioning		
Dressing room with lockable washroom door or luxury bathroom door to living area	X	X
Solid wood sliding door in front of sleeping area (145 RB-LE, 147 RB-LE models)	-	X
Pull-out TV wall and room divider in front of sleeping area (148 RB-QB model)	-	X
Floor-to-ceiling wardrobe with two clothes rails and shelf integrated in the dressing room (147 RB-LE model)	X	X
Combined bathroom with separable round shower (143 KB-LE models)		
Towel rail above round shower	X	X
Hand-held shower head height-adjustable on chrome rail	X	X
Mini Heki skylight	X	X
Washbasin base cabinet unit with toilet roll holder, mirrored storage cabinet	X	X
Vario swivelling bathroom (141 KB-LE model)		
Interior swivelling wall with large mirror and washbasin	X	X
“One level” step-free shower access	X	X
Hand-held shower head height-adjustable on chrome rail	X	X
Mini Heki skylight	X	X
Shower area with sectional shower door which also functions as privacy screen when dressing room is open	X	X
Wooden toilet lid	X	X
Luxury bathroom with separate shower room (145 RB-LE, 147 RB-LE, 148 RB-QB models)		
“One level” step-free shower access	X	X
Towel rail above round shower	X	X
Shower floor inlay in living area floor design, removable for showering	X	X
Hand-held shower head height-adjustable on chrome rail	X	X
Roof light in shower room	X	X
Mini Heki skylight in washroom	X	X
Washbasin base cabinet with toilet roll holder, countertop washbasin and mirror	X	-
Washbasin base cabinet with toilet roll holder, countertop washbasin, mirrored storage cabinet and mirror with indirect LED lighting	-	X

	light-weight 3.5t	comfort 4.2t
 Sleeping		
Drop-down bed above cab area		
Slatted frame and high-quality mattress	X	X
Extra-low positioning of the bed: access via side seat	X	X
Wobble-free support when in sleeping position, bookshelf and LED spotlights	X	X
Partition curtain between drop-down bed and living area	X	X
Fixed beds in rear area		
Two-part heated and ventilated slatted frame	X	X
7-zone, high-quality cold foam mattress	X	X
Mini Heki skylight	X	X
Raisable head section	X	X
Queen-size bed adjustable on both sides with reading function (148 RB-QB model)	X	X
Lengthways single beds		
Fixed access steps	X	-
Pull-out access steps including extended sleeping area	-	X
Wardrobes beneath the beds, lowered into the double floor, with lift function and divided mattress	X	X
All-around overhead storage cabinets	X	X
 On-board technology		
Water		
Fresh water and waste water tank in heated double floor, cleaning opening via living area floor hatch or scooter garage (depending on model)	X	X
Central water drain in central double floor	X	X
Low-maintenance pressurised water pump system	X	X
Gas		
External gas bottle compartment in low position, exterior hatch with separate prop strut (depending on model)	X	X
Gas bottle compartment in rear area, accessible via separate gas compartment door (141 KB-LE, 143 KB-LE models)	X	X
Holds 2 x 11 kg gas bottles	X	X
Main gas taps in kitchen area	X	X
Electrical system		
Electrical centre in scooter garage including charger, fuses, fuse protection, 16 A automatic charger with automatic cut-off in the event of low voltage	X	X
Heated battery centre, with 1 x 80 Ah gel battery in double floor, access via double floor storage compartment on driver's side (LHD), main power switch	X	X
Truma CP+ digital control panel for hot air heating, behind technical panel above habitation door	X	X
230 V socket in seating area, entrance area, kitchen, bathroom, scooter garage	X	X
12 V socket in cab (Fiat: 2x, Mercedes-Benz: 1x)	X	X
USB socket in cab (Fiat: 3x, Mercedes-Benz: 1x)	X	X
Innovative lighting concept		
Ceiling canopy with additional LED spotlights and indirect LED lighting	X	X
LED accent light in kitchen area / bench seat base (only bench seat base in 141 KB-LE, 143 KB-LE models)	X	X
Work light and ambient lighting can be switched on separately	X	X
Pre-wiring for 24" / 32" LED flatscreen TV (not GR 145 RB LE, 147 RB-LE, 148 RB-QB models)	X	X
 Heating technology		
Hot air vents in cab, dashboard front, entry doors, living area, double floor and scooter garage	X	X
Dashboard with targeted heating with panel heating effect	X	X
Underfloor heating effect due to heated double floor with heat storage	X	X

There are two different weight and equipment variants in the C2-tourer range. For you as a customer, this distinction provides a clear indication of which models meet your requirements.



Our **lightweight 3,5 t models** are the perfect choice for those who value a lightweight vehicle that meets the requirements of the 3,5 t class and can be driven with a B Class EU driving licence. They combine innovative lightweight construction with the Carthago premium DNA.



Our **comfort 4,2 t models** are the perfect choice for those who are not dependent on the 3,5 t weight class and want to experience premium comfort. The huge payload reserves and maximum living comfort of these models leave nothing to be desired.

To make it as easy as possible for you to choose the right model, here are the equipment differences between the lightweight 3,5 t and comfort 4,2 t models.

lightweight 3,5 t	comfort 4,2 t	Optional on lightweight 3,5 t
Mercedes-Benz Sprinter chassis		
Mercedes-Benz Sprinter with technically permissible gross vehicle weight of 3.500 kg with Carthago special light AL-KO low frame	Mercedes-Benz Sprinter with technically permissible gross vehicle weight of 4.200 kg with AL-KO low frame Carthago special	
Standard 65-litre fuel tank	Standard 65-litre fuel tank, 92-litre fuel tank available in Basic Plus package	○
Body		
Double floor exterior access via storage compartment hatch in front of XL habitation door	Double floor exterior access via storage compartment hatch in front of XL main cabin door and additional, lowered exterior storage compartment behind XL habitation door	○
Cab		
Overhead lockers at side with front hatch below drop-down bed on driver's side	Overhead lockers at side with front hatch below drop-down bed on driver's and passenger side	
Double floor lighting		
Huge double floor storage compartment in entrance area with additional storage compartment lowering, made from robust lightweight material	Huge double floor storage compartment in entrance area with additional storage compartment lowering made from high-quality RTM sandwich material and hard-wearing GRP floor covering	
Washroom		
Large washroom with modern countertop washbasin, large wall mirror and additional storage cabinet	Large washroom with modern countertop washbasin, large, illuminated wall mirror and additional mirror cabinet	
Washbasin base cabinet with toilet roll holder	Washbasin base cabinet with toilet roll holder and laundry basket*	
Kitchen		
3-ring hob with one-piece or two-piece glass cover (depending on model), enamelled wire pan support and stainless steel base**	3-ring hob with one-piece or two-piece glass cover (depending on model), cast-iron trivet and glass base**	
Multifunctional sink cover including wall holder for worktop extension	Multifunctional sink cover including wall holder for worktop extension and chopping board	●
Sleeping area incl. wardrobes		
Convenient access step for lengthways single beds	Pull-out lightweight access steps including extended sleeping area with additional cushion for lengthways single beds	●
Wardrobes beneath lengthways single beds, lowered into the double floor, with lift function and divided mattress	Wardrobes with shelves beneath lengthways single beds, lowered into the double floor, with lift function and divided mattress	●
Services		
Lithium-ion battery 90 Ah incl. battery computer in Basic Plus package	Gel battery 80 Ah as standard	

* Laundry basket only available with luxury bathroom layouts

** Two-piece glass cover in corner kitchens, single-piece in galley kitchens

○ = special equipment ● = included in package



All models with automatic transmission as standard



Please carefully read the legal information regarding vehicle weight on pages 3-6 before concluding the contract!



Alternatively, you can scan the QR code to receive all of the key weight information!



	I 141 KB-LE			
	lightweight 3.5 t		comfort 4.2 t	
	Fiat Ducato	Mercedes-Benz Sprinter	Fiat Ducato	Mercedes-Benz Sprinter
Transmission	8G automatic torque converter	9G-TRONIC automatic transmission	8G automatic torque converter	9G-TRONIC automatic transmission
Standard chassis	AL-KO low frame 35 special light	AL-KO low frame special light 315 CDI	AL-KO low frame 40 heavy	AL-KO low frame heavy 415 CDI
Base engine	Diesel 2,2 l (140 HP / 103 kW)	Diesel 2,0 l (150 HP / 110 kW)	Diesel 2,2 l (180 HP / 132 kW)	Diesel 2,0 l (150 HP / 110 kW)
Length / width / height ^{1) 2) 3)} (mm)	6.580 / 2.170 / 2.950	6.705 / 2.170 / 2.950	6.580 / 2.170 / 2.950	6.705 / 2.170 / 2.950
Wheel base (mm)	3.525	3.625	3.525	3.625
Double floor height / Double floor storage compartment (mm)	220 / 220	220 / 220	220 / 220	220 / 220
Headroom in living area (mm)	1.980	1.980	1.980	1.980
Rear garage interior height (mm)	1.200	1.200	1.200	1.200
Door width / height rear garage on passenger side (LHD) (mm)	950 x 1.140	950 x 1.140	950 x 1.140	950 x 1.140
Door width / height, rear garage on passenger side (LHD) (mm)	850 x 1.140	850 x 1.140	850 x 1.140	850 x 1.140
Technically permissible gross vehicle weight ⁹⁾ (kg)	3.500	3.500	4.250 / 4.500*	4.200 / 4.500*
Weight in running order ⁶⁾ (kg)	2.923 (2.777 - 3.069)	2.936 (2.789 - 3.083)	2.963 (2.815 - 3.111)	2.976 (2.827 - 3.125)
Weight of additional equipment in series production specified by the manufacturer ⁷⁾ (kg)	213	199	922	858
Max. towing capacity ¹⁰⁾ (kg)	2.000	2.000	1.800	2.000
Max. number of seats with 3-point safety belt while driving (standard / optional) ⁵⁾	4	4	4	4
Sleeping berths (standard / optional)	4 / 4	4 / 4	4 / 4	4 / 4
Rear bed dimensions (mm)	2.000 / 1.900 x 850	2.000 / 1.900 x 850	2.000 / 1.900 x 850	2.000 / 1.900 x 850
Drop-down bed dimensions (mm)	1.900 x 1.600	1.900 x 1.600	1.900 x 1.600	1.900 x 1.600
Seating area bed conversion dimensions** (mm)	-	-	-	-
Refrigerator volume / of which freezer compartment (l)	133 / 12	133 / 12	133 / 12	133 / 12
Heating system	Truma Combi 6	Truma Combi 6	Truma Combi 6	Truma Combi 6
Fresh water tank volume ⁵²⁾ (l)	150	150	150	150
Waste water tank volume (l)	140	140	140	140
Battery capacity (Ah)	80	80	80	80
230 V / 12 V / USB sockets	5 / 2 / 2	5 / 1 / 1	5 / 2 / 2	5 / 1 / 1
Article no.	110225	110610	110220	110615

* Optional weight increase

** In conjunction with special equipment

*** Fiat Ducato models available from January 2026

²⁾ Total vehicle width is the measurement from exterior wall to exterior wall (wheel arches on the side, for Fiat Ducato / Mercedes-Benz Sprinter approx.: + 70 mm)



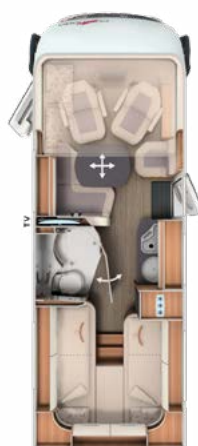
All models with automatic transmission as standard



Please carefully read the legal information regarding vehicle weight on pages 3-6 before concluding the contract!



Alternatively, you can scan the QR code to receive all of the key weight information!



	I 143 KB-LE			
	lightweight 3.5 t		comfort 4.2 t	
	Fiat Ducato	Mercedes-Benz Sprinter	Fiat Ducato	Mercedes-Benz Sprinter
Transmission	8G automatic torque converter	9G-TRONIC automatic transmission	8G automatic torque converter	9G-TRONIC automatic transmission
Standard chassis	AL-KO low frame 35 special light	AL-KO low frame special light 315 CDI	AL-KO low frame 40 heavy	AL-KO low frame heavy 415 CDI
Base engine	Diesel 2,2 l (140 HP / 103 kW)	Diesel 2,0 l (150 HP / 110 kW)	Diesel 2,2 l (180 HP / 132 kW)	Diesel 2,0 l (150 HP / 110 kW)
Length / width / height ^{1) 2) 3)} (mm)	6.865 / 2.170 / 2.950	6.990 / 2.170 / 2.950	6.865 / 2.170 / 2.950	6.990 / 2.170 / 2.950
Wheel base (mm)	3.800	3.800	3.800	3.800
Double floor height / Double floor storage compartment (mm)	220 / 460	220 / 460	220 / 460	220 / 460
Headroom in living area (mm)	1.980	1.980	1.980	1.980
Rear garage interior height (mm)	1.200	1.200	1.200	1.200
Door width / height rear garage on passenger side (LHD) (mm)	950 x 1.140	950 x 1.140	950 x 1.140	950 x 1.140
Door width / height, rear garage on passenger side (LHD) (mm)	850 x 1.140	850 x 1.140	850 x 1.140	850 x 1.140
Technically permissible gross vehicle weight ⁹⁾ (kg)	3.500	3.500	4.250 / 4.500*	4.200 / 4.500*
Weight in running order ⁶⁾ (kg)	2.983 (2.834 - 3.132)	2.996 (2.846 - 3.146)	3.023 (2.872 - 3.174)	3.036 (2.884 - 3.188)
Weight of additional equipment in series production specified by the manufacturer ⁷⁾ (kg)	149	135	859	795
Max. towing capacity ¹⁰⁾ (kg)	2.000	2.000	1.800	2.000
Max. number of seats with 3-point safety belt while driving (standard / optional) ⁵⁾	4	4	4	4
Sleeping berths (standard / optional)	4 / 5	4 / 5	4 / 5	4 / 5
Rear bed dimensions (mm)	2.000 / 1.900 x 850	2.000 / 1.900 x 850	2.000 / 1.900 x 850	2.000 / 1.900 x 850
Drop-down bed dimensions (mm)	1.900 x 1.600	1.900 x 1.600	1.900 x 1.600	1.900 x 1.600
Seating area bed conversion dimensions** (mm)	1.940 x 985 / 550	1.940 x 985 / 550	1.940 x 985 / 550	1.940 x 985 / 550
Refrigerator volume / of which freezer compartment (l)	133 / 12	133 / 12	133 / 12	133 / 12
Heating system	Truma Combi 6	Truma Combi 6	Truma Combi 6	Truma Combi 6
Fresh water tank volume ⁵²⁾ (l)	150	150	150	150
Waste water volume (l)	140	140	140	140
Battery capacity (Ah)	80	80	80	80
230 V / 12 V / USB sockets	5 / 2 / 2	5 / 1 / 1	5 / 2 / 2	5 / 1 / 1
Article no.	110235	110630	110230	110635

* Optional weight increase

** In conjunction with special equipment

*** Fiat Ducato models available from January 2026

²⁾ Total vehicle width is the measurement from exterior wall to exterior wall (wheel arches on the side, for Fiat Ducato / Mercedes-Benz Sprinter approx.: + 70 mm)



All models with automatic transmission as standard



Please carefully read the legal information regarding vehicle weight on pages 3-6 before concluding the contract!



Alternatively, you can scan the QR code to receive all of the key weight information!



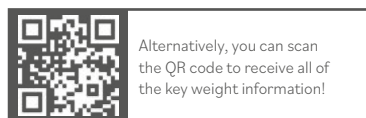
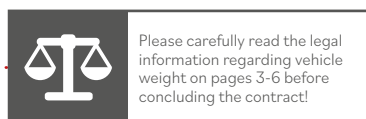
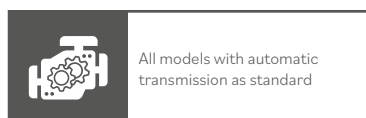
	I 145 RB-LE			
	lightweight 3.5 t		comfort 4.2 t	
	Fiat Ducato	Mercedes-Benz Sprinter	Fiat Ducato	Mercedes-Benz Sprinter
Transmission	8G automatic torque converter	9G-TRONIC automatic transmission	8G automatic torque converter	9G-TRONIC automatic transmission
Standard chassis	AL-KO low frame 35 special light	AL-KO low frame special light 315 CDI	AL-KO low frame 40 heavy	AL-KO low frame heavy 415 CDI
Base engine	Diesel 2,2 l (140 HP / 103 kW)	Diesel 2,0 l (150 HP / 110 kW)	Diesel 2,2 l (180 HP / 132 kW)	Diesel 2,0 l (150 HP / 110 kW)
Length / width / height ^{1) 2) 3)} (mm)	7.085 / 2.170 / 2.950	7.205 / 2.170 / 2.950	7.085 / 2.170 / 2.950	7.205 / 2.170 / 2.950
Wheel base (mm)	3.800	3.900	3.800	3.900
Double floor height / Double floor storage compartment (mm)	220 / 460	220 / 460	220 / 460	220 / 460
Headroom in living area (mm)	1.980	1.980	1.980	1.980
Rear garage interior height (mm)	1.200	1.200	1.200	1.200
Door width / height rear garage on passenger side (LHD) (mm)	1.050 x 1.140	1.050 x 1.140	1.050 x 1.140	1.050 x 1.140
Door width / height, rear garage on passenger side (LHD) (mm)	1.050 x 1.140	1.050 x 1.140	1.050 x 1.140	1.050 x 1.140
Technically permissible gross vehicle weight ⁹⁾ (kg)	3.500	3.500	4.250 / 4.500*	4.200 / 4.500*
Weight in running order ⁶⁾ (kg)	2.983 (2.834 - 3.132)	2.996 (2.846 - 3.146)	3.033 (2.881 - 3.185)	3.046 (2.894 - 3.198)
Weight of additional equipment in series production specified by the manufacturer ⁷⁾ (kg)	147	133	847	782
Max. towing capacity ¹⁰⁾ (kg)	2.000	2.000	1.800	2.000
Max. number of seats with 3-point safety belt while driving (standard / optional) ⁵⁾	4	4	4	4
Sleeping berths (standard / optional)	4 / 5	4 / 5	4 / 5	4 / 5
Rear bed dimensions (mm)	2.000 / 1.900 x 850	2.000 / 1.900 x 850	2.000 / 1.900 x 850	2.000 / 1.900 x 850
Drop-down bed dimensions (mm)	1.900 x 1.600	1.900 x 1.600	1.900 x 1.600	1.900 x 1.600
Seating area bed conversion dimensions** (mm)	1.940 x 985 / 550	1.940 x 985 / 550	1.940 x 985 / 550	1.940 x 985 / 550
Refrigerator volume / of which freezer compartment (l)	133 / 12	133 / 12	133 / 12	133 / 12
Heating system	Truma Combi 6	Truma Combi 6	Truma Combi 6	Truma Combi 6
Fresh water tank volume ⁵²⁾ (l)	150	150	150	150
Waste water tank volume (l)	140	140	140	140
Battery capacity (Ah)	80	80	80	80
230 V / 12 V / USB sockets	5 / 2 / 2	5 / 1 / 1	5 / 2 / 2	5 / 1 / 1
Article no.	110245	110590	110240	110591

* Optional weight increase

** In conjunction with special equipment

*** Fiat Ducato models available from February 2026

²⁾ Total vehicle width is the measurement from exterior wall to exterior wall (wheel arches on the side, for Fiat Ducato / Mercedes-Benz Sprinter approx.: + 70 mm)



	I 147 RB-LE "K"	
	lightweight 3.5 t	comfort 4.2 t
	Mercedes-Benz Sprinter	Mercedes-Benz Sprinter
Transmission	9G-TRONIC automatic transmission	9G-TRONIC automatic transmission
Standard chassis	AL-KO low frame special light 315 CDI	AL-KO low frame heavy 415 CDI
Base engine	Diesel 2,0 l(150 HP / 110 kW)	Diesel 2,0 l(150 HP / 110 kW)
Length / width / height ^{1) 2) 3)} (mm)	7.305 / 2.170 / 2.950	7.305 / 2.170 / 2.950
Wheel base (mm)	4.135	4.135
Double floor height / Double floor storage compartment (mm)	220 / 460	220 / 460
Headroom in living area (mm)	1.980	1.980
Rear garage interior height (mm)	1.200	1.200
Door width / height rear garage on passenger side (LHD) (mm)	1.050 x 1.140	1.050 x 1.140
Door width / height, rear garage on passenger side (LHD) (mm)	1.050 x 1.140	1.050 x 1.140
Technically permissible gross vehicle weight ³⁾ (kg)	3.500	4.200 / 4.500*
Weight in running order ⁶⁾ (kg)	3.016 (2.865 - 3.167)	3.056 (2.903 - 3.209)
Weight of additional equipment in series production specified by the manufacturer ⁷⁾ (kg)	112	771
Max. towing capacity ¹⁰⁾ (kg)	2.000	2.000
Max. number of seats with 3-point safety belt while driving standard / optional) ⁵⁾	4	4
Sleeping berths (standard / optional)	4 / 5	4 / 5
Rear bed dimensions (mm)	2.000 / 1.900 x 850	2.000 / 1.900 x 850
Drop-down bed dimensions (mm)	1.900 x 1.600	1.900 x 1.600
Seating area bed conversion dimensions** (mm)	1.940 x 985 / 550	1.940 x 985 / 550
Refrigerator volume / of which freezer compartment (l)	133 / 12	133 / 12
Heating system	Truma Combi 6	Truma Combi 6
Fresh water tank volume ⁵²⁾ (l)	150	150
Waste water tank volume (l)	140	140
Battery capacity (Ah)	80	80
230 V / 12 V / USB sockets	5 / 1 / 1	5 / 1 / 1
Article no.	110600	110601

* Optional weight increase

** In conjunction with special equipment

²⁾ Total vehicle width is the measurement from exterior wall to exterior wall (wheel arches on the side, for Fiat Ducato / Mercedes-Benz Sprinter approx.: + 70 mm)



All models with automatic transmission as standard

Please carefully read the legal information regarding vehicle weight on pages 3-6 before concluding the contract!

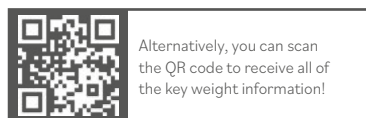
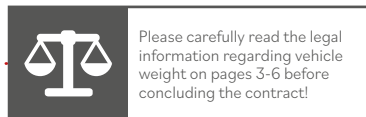
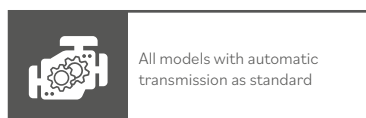
Alternatively, you can scan the QR code to receive all of the key weight information!

	I 147 RB-LE "L" comfort 4.2 t Mercedes-Benz Sprinter
Transmission	9G-TRONIC automatic transmission
Standard chassis	AL-KO low frame heavy 415 CDI
Base engine	Diesel 2,0 l (150 HP / 110 kW)
Length / width / height ^{1) 2) 3)} (mm)	7.405 / 2.170 / 2.950
Wheel base (mm)	4.135
Double floor height / Double floor storage compartment (mm)	220 / 460
Headroom in living area (mm)	1.980
Rear garage interior height (mm)	1.200
Door width / height rear garage on passenger side (LHD) (mm)	1.050 x 1.140
Door width / height, rear garage on passenger side (LHD) (mm)	1.050 x 1.140
Technically permissible gross vehicle weight ³⁾ (kg)	4.200 / 4.500*
Weight in running order ⁶⁾ (kg)	3.076 (2.922 – 3.230)
Weight of additional equipment in series production specified by the manufacturer ⁷⁾ (kg)	750
Max. towing capacity ¹⁰⁾ (kg)	2.000
Max. number of seats with 3-point safety belt while driving (standard / optional) ⁵⁾	4
Sleeping berths (standard / optional)	4 / 5
Rear bed dimensions (mm)	2.000 / 1.900 x 850
Drop-down bed dimensions (mm)	1.900 x 1.600
Seating area bed conversion dimensions** (mm)	1.940 x 985 / 550
Refrigerator volume / of which freezer compartment (l)	153 / 29
Heating system	Truma Combi 6
Fresh water tank volume ⁵²⁾ (l)	150
Waste water tank volume (l)	140
Battery capacity (Ah)	80
230 V / 12 V / USB sockets	5 / 1 / 1
Article no.	110605

* Optional weight increase

** In conjunction with special equipment

²⁾ Total vehicle width is the measurement from exterior wall to exterior wall (wheel arches on the side, for Fiat Ducato / Mercedes-Benz Sprinter approx.: + 70 mm)



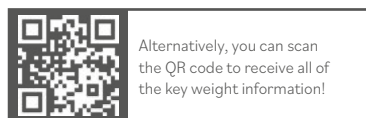
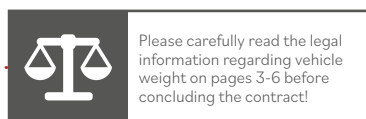
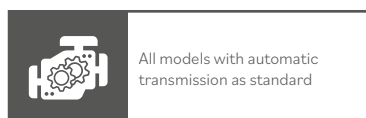
	I 148 RB-QB "K"	
	lightweight 3.5 t	comfort 4.2 t
	Mercedes-Benz Sprinter	Mercedes-Benz Sprinter
Transmission	9G-TRONIC automatic transmission	9G-TRONIC automatic transmission
Standard chassis	AL-KO low frame special light 315 CDI	AL-KO low frame heavy 415 CDI
Base engine	Diesel 2,0 l (150 HP / 110 kW)	Diesel 2,0 l (150 HP / 110 kW)
Length / width / height ^{1) 2) 3)} (mm)	7.380 / 2.170 / 2.950	7.380 / 2.170 / 2.950
Wheel base (mm)	4.135	4.135
Double floor height / Double floor storage compartment (mm)	220 / 460	220 / 460
Headroom in living area (mm)	1.980	1.980
Rear garage interior height (mm)	1.120 / 1.240***	1.120 / 1.240***
Door width / height rear garage on passenger side (LHD) (mm)	1.050 x 1.100	1.050 x 1.100
Door width / height, rear garage on passenger side (LHD) (mm)	1.050 x 1.100	1.050 x 1.100
Technically permissible gross vehicle weight ³⁾ (kg)	3.500	4.200 / 4.500*
Weight in running order ⁶⁾ (kg)	3.026 (2.875 - 3.177)	3.066 (2.913 - 3.219)
Weight of additional equipment in series production specified by the manufacturer ⁷⁾ (kg)	101	760
Max. towing capacity ¹⁰⁾ (kg)	2.000	2.000
Max. number of seats with 3-point safety belt while driving (standard / optional) ⁵⁾	4	4
Sleeping berths (standard / optional)	4 / 5	4 / 5
Rear bed dimensions (mm)	1.950 x 1.450	1.950 x 1.450
Drop-down bed dimensions (mm)	1.900 x 1.600	1.900 x 1.600
Seating area bed conversion dimensions** (mm)	1.940 x 985 / 550	1.940 x 985 / 550
Refrigerator volume / of which freezer compartment (l)	133 / 12	133 / 12
Heating system	Truma Combi 6	Truma Combi 6
Fresh water tank volume ⁵²⁾ (l)	150	150
Waste water tank volume (l)	140	140
Battery capacity (Ah)	80	80
230 V / 12 V / USB sockets	5 / 1 / 1	5 / 1 / 1
Article no.	110620	110621

* Optional weight increase

** In conjunction with special equipment

*** Optional Pedelec scooter garage

²⁾ Total vehicle width is the measurement from exterior wall to exterior wall (wheel arches on the side, for Fiat Ducato / Mercedes-Benz Sprinter approx.: + 70 mm)



	I 148 RB-QB "L" comfort 4.2 t
	Mercedes-Benz Sprinter
Transmission	9G-TRONIC automatic transmission
Standard chassis	AL-KO low frame heavy 415 CDI
Base engine	Diesel 2,0 l (150 HP / 110 kW)
Length / width / height ^{1) 2) 3)} (mm)	7.480 / 2.170 / 2.950
Wheel base (mm)	4.135
Double floor height / Double floor storage compartment (mm)	220 / 460
Headroom in living area (mm)	1.980
Rear garage interior height (mm)	1.120 / 1.240***
Door width / height rear garage on passenger side (LHD) (mm)	1.050 x 1.100
Door width / height, rear garage on passenger side (LHD) (mm)	1.050 x 1.100
Technically permissible gross vehicle weight ³⁾ (kg)	4.200 / 4.500*
Weight in running order ⁶⁾ (kg)	3.086 (2.932 - 3.240)
Weight of additional equipment in series production specified by the manufacturer ⁷⁾ (kg)	739
Max. towing capacity ¹⁰⁾ (kg)	2.000
Max. number of seats with 3-point safety belt while driving (standard / optional) ⁵⁾	4
Sleeping berths (standard / optional)	4 / 5
Rear bed dimensions (mm)	1.950 x 1.450
Drop-down bed dimensions (mm)	1.900 x 1.600
Seating area bed conversion dimensions** (mm)	1.940 x 985 / 550
Refrigerator volume / of which freezer compartment (l)	153 / 29
Heating system	Truma Combi 6
Fresh water tank volume ⁵²⁾ (l)	150
Waste water tank volume (l)	140
Battery capacity (Ah)	80
230 V / 12 V / USB sockets	5 / 1 / 1
Article no.	110625

* Optional weight increase

** In conjunction with special equipment

*** Optional Pedelec scooter garage

²⁾ Total vehicle width is the measurement from exterior wall to exterior wall (wheel arches on the side, for Fiat Ducato / Mercedes-Benz Sprinter approx.: + 70 mm)

Article no.		216090	216035	216092	216037
Basic Plus package	Weight	lightweight 3,5 t		comfort 4,2 t	
		Fiat	Mercedes	Fiat	Mercedes
		EUR	EUR	EUR	EUR
Chassis options					
Wheel trims		-	80	-	80
Carthago wheel trims		80	-	80	-
Tempmatic semi-automatic air conditioning system ³³⁾		-	3.040	-	3.040
Cruise control		Standard	540	Standard	540
Charge booster ⁴⁷⁾		210	210	210	210
Front axle with increased load bearing capacity		-	490	-	490
92-litre fuel tank		-	-	-	480
90-litre fuel tank		-	-	120	-
Leather steering wheel with multifunctional buttons option (incl. leather gear stick for manual transmission)		-	450	-	450
Instrument cluster with colour display		-	570	-	570
Rain sensor		-	230	-	230
Electric handbrake		-	570	-	570
Cab comfort seats with tilt and height adjustment (front / rear)		-	-	580	580
Driver's comfort seat with tilt and height adjustment, passenger's seat with tilt adjustment		430	430	-	-
Pre-wiring for radio with roof aerial with DAB+, speakers (4 x) ^{54) 88)}		450	450	450	450
Pioneer 6,8" radio / moniceiver incl. DAB+ ⁸⁰⁾		650	-	650	-
MBUX 10,2" multimedia system incl. sat nav and DAB+ ⁵¹⁾		-	4.490	-	4.490
Traffic sign assist		-	430	-	430
Habitation options					
Midi Heki skylight with LED spotlights above the L-shaped lounge seating area		690	690	690	690
Large scooter garage door on driver's side (LHD)		580	580	580	580
XL habitation door "premium two 2,0" (width 63 cm) with double locking, window and insect screen blind		530	530	530	530
90 Ah lithium-ion battery incl. battery computer instead of 80 Ah gel battery ¹⁰⁶⁾		890	890	-	-
SOG toilet ventilation via roof flue ¹⁰⁷⁾		370	370	370	370
Waste water hose kit for convenient disposal		-	-	120	120
USB socket in overhead storage cabinet above rear bed		110	110	110	110
Pre-wiring for electric roof light fan		-	-	240	240
Pre-wiring for solar energy system		-	-	240	240
Pre-wiring for satellite system		-	-	240	240
Pre-wiring for reversing camera (single lens)		-	-	240	240
Total for individual items		4.990	15.150	5.450	15.970
Package price		4.090	12.310	4.450	13.010
Your savings		900	2.840	1.000	2.960
Package weight in kg		14	34,5	60	82
SURCHARGE Pioneer 9" multimedia system incl. sat nav, motorhome route guidance, DAB+ ¹⁹⁾	1	910	-	910	-
SURCHARGE Fiat 10,1" multimedia system incl. sat nav, motorhome route guidance and DAB+*	1	1.450	-	1.450	-
SURCHARGE 150 Ah lithium-ion battery including battery computer and separate touch display (replaces 90 Ah lithium-ion battery))	5	1.520	1.520	-	-

* Only in conjunction with Chassis Plus package for Fiat

Article no.		216286
Chassis Plus package for Fiat		
	Weight	
	kg	EUR
Faux leather steering wheel and gear lever knob		310
Premium dashboard: Chrome ventilation grilles		240
Fiat 16-inch alloy wheels for f40 heavy chassis / f35 in conjunction with 8G automatic torque converter		950
Multi-functional steering wheel (radio remote control via control buttons)		310
Automatic air conditioning in the cab ³³⁾		540
Inductive mobile phone charging tray		340
Digital instrument cluster with colour display on the dashboard ¹⁰⁴⁾		360
Total for individual items	-7	3.050
Package price		2.900
Your savings		150

Article no.

216270

Chassis Plus package for Mercedes	Weight	
	kg	EUR
Engine variant 170 HP / 125 kW, Euro VI E (only in conjunction with automatic transmission) ⁹⁹⁾		2.990
16-inch alloy wheels (black) with all-weather tyres ³²⁾		1.500
THERMOTRONIC fully automatic air conditioning system		670
Total for individual items	3	5.160
Package price		4.770
Your savings		390

Article no.

216502

Pre-wiring kit (only for lightweight 3,5 t)	Weight	
	kg	EUR
Pre-wiring for electric roof light fan		240
Pre-wiring for solar energy system		240
Pre-wiring for satellite system		240
Pre-wiring for reversing camera (single lens)		240
Total for individual items	4,5	960
Package price		750
Your savings		210

Article no.

212321

Mercedes-Benz Driver's Assistance package* ⁵⁶⁾	Weight	
	kg	EUR
DISTRONIC Active Distance Assist		✓
Active Lane Departure Warning Assist		✓
Tyre pressure monitoring system		✓
Package price	0	880

* Active Brake Assist and Active Drive Drowsiness Detection included as standard

Article no.

212009

212011

Media package	Weight	24" 141 KB-LE 143 KB-LE	32" 145 RB-LE 147 RB-LE 148 RB-QB
	kg	EUR	EUR
Reversing camera system with single lens		1.150	1.150
24" pull-out TV system for TV cabinet in lounge seating area ³⁶⁾		710	-
32" TV wall bracket in the entrance area, rotatable by 180° ³⁶⁾		-	710
24" Smart LED TV ³⁹⁾		1.460	-
32" Smart LED TV ³⁹⁾		-	1.980
Total for individual items		3.320	3.840
Package price		2.290	2.790
Your savings		1.030	1.050
Package weight in kg		16	13
SURCHARGE 143 LE: Designer TV cabinet with 32" Smart LED TV instead of 24" ³⁹⁾	6,5	840	-
SURCHARGE Teleco Flatsat Classic 85 satellite system with CI Slot ¹²⁾ ²³⁾	15	2.970	2.970

Article no.

810632

Living Comfort package (only for lightweight 3,5 t)*	Weight	
	kg	EUR
Pull-out lightweight access steps including extended sleeping area with additional cushion		✓
Multifunctional sink cover incl. chopping board for extended worktop, can also be mounted on the wall		✓
Shelving beneath lengthways single beds		✓
Package price	6	650

* In comfort 4,2 t models as standard, not available in GR 148 RB-QB "K"

Article no.

210740

Kitchen / Coffee package*	Weight	
	kg	EUR
Voltage transformer for 12 V to 230 V, 2.000 Watts, mains priority circuit* ¹⁰³⁾		1.950
Capsule coffee machine with connector kit incl. pull-out system		320
Total for individual items	11	2.270
Package price		1.930
Your savings		340

* Only in conjunction with second habitation battery (gel) or lithium

Article no.

210590

210586

210584

Sleeping Area TV package (only with comfort 4,2 t)	Weight	141 KB-LE 143 KB-LE	145 RB-LE 147 RB-LE	148 RB-QB
	kg	EUR	EUR	EUR
TV cabinet in sleeping area with special pull-out TV system ³⁶⁾		920	-	-
24" Smart LED TV in sleeping area ^{23) 39)}		1.460	-	-
24" smart LED TV in sleeping area including TV connection and swivel TV bracket		-	2.270	-
24" smart LED TV in sleeping area incl. TV bracket, power contact switch, TV signal		-	-	1.950
Pre-wiring for TV connection in sleeping area incl. cable set and cover panel		-	-	290
Total for individual items		2380	2270	2240
Package price		1.640	1.550	1.550
Your savings		740	720	690
Package weight in kg		12,5	8,5	6,5
SURCHARGE Teleco Flatsat Easy Skew Smart 90 satellite system / twin LNB for second TV ^{12) 23)}	30	3.150	3.150	3.150

Article no.		€ incl. 19% VAT	kg	I 141 KB-LE lightweight 3.5t	I 141 KB-LE comfort 4.2t	I 143 KB-LE lightweight 3.5t	I 143 KB-LE comfort 4.2t	I 145 RB-LE lightweight 3.5t	I 145 RB-LE comfort 4.2t	I 147 RB-LE "K" lightweight 3.5t	I 147 RB-LE "K" comfort 4.2t	I 147 RB-LE "L" comfort 4.2t	I 148 RB-QB "K" lightweight 3.5t	I 148 RB-QB "K" comfort 4.2t	I 148 RB-QB "L" comfort 4.2t
Fiat Ducato chassis															
310227	140 HP / 103 kW engine, Euro 6e-bis, f35 light, 8-speed automatic torque converter transmission ⁶⁷⁾ ⁶⁸⁾	Standard	-	X	-	X	-	X	-	X	-	-	X	-	-
310215	180 HP / 132 kW engine, Euro 6e-bis, f35 light, 8-speed automatic torque converter transmission ⁶⁷⁾ ⁶⁸⁾	4.510	-	O	-	O	-	O	-	O	-	-	O	-	-
310071	180 HP / 132 kW engine, Euro VIe, f40 heavy, 8-speed automatic torque converter ¹⁰⁾ ⁶⁷⁾	Standard	-	-	X	-	X	-	X	-	X	X	-	X	X
311810	Reinforced front axle springs for optimal ride comfort ⁵⁷⁾	620	-	O	O	O	O	O	O	O	O	O	O	O	O
311815	AL-KO "ACS" High Performance front axle spring strut ⁵⁷⁾	1.490	-	O	O	O	O	O	O	O	O	O	O	O	O
310469	Load increase from 4.250 kg to 4.500 kg with Fiat Ducato f40 heavy	340	-	-	O	-	O	-	O	-	O	O	-	O	O
210338	Fiat 10,1" multimedia system incl. sat nav, motorhome route guidance and DAB+ ⁵⁹⁾	1.450	1	O	O	O	O	O	O	O	O	O	O	O	O
310605	90-litre fuel tank	120	23	O	●	O	●	O	●	O	●	●	O	●	●
Mercedes-Benz Sprinter chassis															
310467	Load increase from 4.200 kg to 4.500 kg	340	-	-	O	-	O	-	O	-	O	O	-	O	O
310611	92-litre fuel tank capacity	480	24,5	O	●	O	●	O	●	O	●	●	O	●	●
Further chassis options															
330023	Driver's cab seats with tilt and height adjustment (front/rear) ¹¹¹⁾	150	2,5	O	●	O	●	O	●	O	●	●	O	●	●
331620	Fog lights	350	1	O	X	O	X	O	X	O	X	X	O	X	X
311400	Removable tow bar	1.900	38	O	O	O	O	O	O	O	O	O	O	O	O
311300	Wind-down rear steadies to prevent swaying when stationary (Fiat Ducato)	440	9,5	O	O	O	O	O	O	O	O	O	O	O	O
311301	Wind-down rear steadies to prevent swaying when stationary (Mercedes-Benz Sprinter)	440	12	O	O	O	O	O	O	O	O	O	O	O	O
Habitation exterior															
410124	Central locking for "premium two 2,0" XL habitation door and cab door	460	0,5	O	O	O	O	O	O	O	O	O	O	O	O
410150	Additional security locks for cab door and habitation door	710	2	O	O	O	O	O	O	O	O	O	O	O	O
410500	Roof-mounted awning aluminium cassette, grey canvas, length: 3,5 m	1.630	35	O	-	O	-	O	-	O	-	-	O	-	-
410520	Roof-mounted awning aluminium cassette, grey canvas, length: 4,0 m	1.750	39	O	O	O	O	O	O	O	O	O	O	O	O
410560	Roof-mounted awning aluminium cassette, grey canvas, length: 4,5 m	1.870	42,5	O	O	O	O	O	O	O	O	O	O	O	O
410660	Insulating mat for front and side windows, outside	460	6,5	O	O	O	O	O	O	O	O	O	O	O	O
410701	Insulated double glazing in side windows / door windows in cab	850	10,5	O	O	O	O	O	O	O	O	O	O	O	O
410114	Patented Pedelec scooter garage, loading height of up to 124 cm ⁴²⁾ ⁶⁶⁾	590	11	-	-	-	-	-	-	-	-	-	O	O	O
410925	Push-in and transport system for 2 Pedelecs / E-bikes ⁷¹⁾	730	28,5	-	-	-	-	-	-	-	-	-	O	O	O
410270	Double floor storage compartment including lowered section with external access behind the habitation door	900	8,5	O	X	O	X	O	X	O	X	X	O	X	X
410785	Mini Heki skylight in cab / drop-down bed	350	3	O	O	O	O	O	O	O	O	O	O	O	O
410850	Electric roof light fan above kitchen area ²²⁾	520	2,5	O	O	O	O	O	O	O	O	O	O	O	O
410393	Rear design package with rear light enhancement (standard on Mercedes-Benz Sprinter)	290	n.a.	O	O	O	O	O	O	O	O	O	O	O	O

Article no.		€ incl. 19% VAT	kg	I 141 KB-LE lightweight 3.5t	I 141 KB-LE comfort 4.2t	I 143 KB-LE lightweight 3.5t	I 143 KB-LE comfort 4.2t	I 145 RB-LE lightweight 3.5t	I 145 RB-LE comfort 4.2t	I 147 RB-LE "K" lightweight 3.5t	I 147 RB-LE "K" comfort 4.2t	I 147 RB-LE "L" comfort 4.2t	I 148 RB-QB "K" lightweight 3.5t	I 148 RB-QB "K" comfort 4.2t	I 148 RB-QB "L" comfort 4.2t
Electrical system															
510020	Additional 80 Ah gel habitation battery in existing battery centre	540	26	-	○	-	○	-	○	-	○	○	-	○	○
510057	150 Ah lithium-ion battery including battery computer and separate touch display (replaces 90 Ah lithium-ion battery)	1.520	5	○	-	○	-	○	-	○	-	-	○	-	-
510053	150 Ah lithium-ion battery including battery computer and separate touch display ⁵⁵⁾	2.410	-9,5	-	○	-	○	-	○	-	○	○	-	○	○
510056	90 Ah lithium-ion battery incl. battery computer instead of 80 Ah gel battery ¹⁰⁶⁾	890	-14,5	●	○	●	○	●	○	●	○	○	●	○	○
510081	Solar energy system: 2 x 110 Watt ¹²⁾	1.990	16,5	○	○	○	○	○	○	○	○	○	○	○	○
510180	Voltage transformer for 12 V to 230 V, 2.000 W with mains priority circuit ^{103) 110)}	1.950	8	●	●	●	●	●	●	●	●	●	●	●	●
510255	Socket package with additional sockets (3 x 230 V, 2 x USB) ⁴⁵⁾	490	2,5	○	○	○	○	○	○	○	○	○	○	○	○
510201	Carthago Security alarm system ³⁵⁾	1.420	3	○	○	○	○	○	○	○	○	○	○	○	○
Gas Water Miscellaneous															
610020	Truma DuoControl CS ⁷³⁾	440	3	○	○	○	○	○	○	○	○	○	○	○	○
610021	Gas filter for Truma DuoControl CS (recommended) ⁹⁵⁾	220	0,5	○	○	○	○	○	○	○	○	○	○	○	○
610045	Convenient gas bottle pull-out system (only in conjunction with Truma DuoControl CS)	650	6	○	○	○	○	-	-	-	-	-	-	-	-
610140	Hot / cold outdoor shower in scooter garage on passenger side (LHD)	350	2,5	○	○	○	○	○	○	○	○	○	○	○	○
610480	Scooter garage upgrade with needle felt, luggage nets	350	4,5	○	○	○	○	○	○	○	○	○	○	○	○
610500	Aluminium chequered plate floor for scooter garage ⁶⁶⁾	180	11	○	○	○	○	○	○	○	○	○	○	○	○
Kitchen Appliances															
550067	Gas oven with grill function in kitchen base cabinet ³⁷⁾	1.060	8,5	○	○	○	○	○	○	○	○	○	○	○	○
550287	Capsule coffee machine with connector kit incl. pull-out system	320	3	●	●	●	●	●	●	●	●	●	●	●	●
Heating Air conditioning															
650040	Truma Combi 6E (additional electric heating element 2 x 900 W / 230 V) ⁶³⁾	740	1	○	○	○	○	○	○	○	○	○	○	○	○
650231	Alde hot water heating, 230 V / gas mode with booster in driver's cab ⁶³⁾	3.100	56	-	-	-	-	○	○	○	○	○	○	○	○
650240	Alde heat exchanger (use of engine heat) ⁶⁵⁾	1.180	9,5	-	-	-	-	○	○	○	○	○	○	○	○
Multimedia															
710029	Pioneer 9" multimedia system incl. sat nav, motorhome route guidance, DAB+ (Fiat Ducato) ¹⁹⁾	1.560	3	○	○	○	○	○	○	○	○	○	○	○	○
710200	Reversing camera system with single lens	1.150	0,5	●	●	●	●	●	●	●	●	●	●	●	●
710501	32" TV wall bracket in the entrance area, rotatable by 180° ^{36) 119)}	710	4,5	-	-	-	-	●	●	●	●	●	●	●	●
710506	24" pull-out TV system for TV cabinet in lounge seating area ³⁶⁾	710	11	●	●	●	●	-	-	-	-	-	-	-	-
710547	24" Smart LED TV for pull-out TV system / TV bracket ³⁹⁾	1.460	4,5	●	●	●	●	-	-	-	-	-	-	-	-
710548	32" Smart LED TV for pull-out TV system ³⁹⁾	1.980	8	-	-	-	-	●	●	●	●	●	●	●	●
710481	TV cabinet in sleeping area with pull-out TV system and connector kit ³⁶⁾	920	8,5	-	●	-	●	-	-	-	-	-	-	-	-
910460	Additional TV connection in sleeping area ^{25) 36)}	340	1,5	○	●	○	●	○	●	○	●	●	-	-	-
710477	Pre-wiring for TV connection in sleeping area incl. cable set and cover panel	290	1	-	-	-	-	-	-	-	-	-	○	●	●
710474	24" smart LED TV in sleeping area including TV connection and swivel TV bracket ^{23) 25) 39)}	2.270	8,5	-	-	-	-	●	-	●	●	-	-	-	-
710472	24" Smart LED TV in sleeping area, TV cabinet or bathroom rear panel ^{23) 25) 39) 87)}	1.460	4	-	●	-	●	-	-	-	-	-	-	-	-
710478	24" Smart LED TV in sleeping area incl. TV bracket, power contact switch, TV signal ^{23) 39) 86)}	1.950	5,5	-	-	-	-	-	-	-	-	-	-	●	●

Article no.		€ incl. 19% VAT	kg	I 141 KB-LE lightweight 3.5t	I 141 KB-LE comfort 4.2t	I 143 KB-LE lightweight 3.5t	I 143 KB-LE comfort 4.2t	I 145 RB-LE lightweight 3.5t	I 145 RB-LE comfort 4.2t	I 147 RB-LE "K" lightweight 3.5t	I 147 RB-LE "K" comfort 4.2t	I 147 RB-LE "L" comfort 4.2t	I 148 RB-QB "K" lightweight 3.5t	I 148 RB-QB "K" comfort 4.2t	I 148 RB-QB "L" comfort 4.2t
Satellite systems															
750041	Teleco Flatsat Classic 85 satellite system with CI slot ^{12) 23)}	3.450	15	○	○	○	○	○	○	○	○	○	○	○	○
750046	Satellite system Teleco Flatsat Easy Skew Smart 90 / Twin LNB for second TV ^{12) 23)}	3.810	16,5	○	○	○	○	○	○	○	○	○	○	○	○
Interior															
810031	"Casablanca 2" style range	Standard	-	X	X	X	X	X	X	X	X	X	X	X	X
810030	"Nuovo" style range	690	-	○	○	○	○	○	○	○	○	○	○	○	○
810100	Carpet for living area	370	7,5	○	○	○	○	○	○	○	○	○	○	○	○
810120	Carpet for cab area	190	2	○	○	○	○	○	○	○	○	○	○	○	○
810580	Lounge seating area can be converted into a sleeping berth ⁶⁹⁾	590	7,5	-	-	○	○	○	○	○	○	○	○	○	○
810726	Waterproof shower floor inlay in same design as living area floor	230	3,5	-	-	○	○	-	-	-	-	-	-	-	-
810610	Solid wood sliding door in front of bedroom	410	5,5	-	-	-	-	○	X	○	X	X	-	-	-
810611	Pull-out TV wall and room divider in front of sleeping area (148 RB-QB model)	540	6,5	-	-	-	-	-	-	-	-	-	○	X	X
Weight-reducing special equipment															
810440	Drop-down bed omitted, replaced with all-around overhead storage cabinets in cab	660	-16	○	○	○	○	○	○	○	○	○	○	○	○
810430	High-quality mattress for drop-down bed omitted ⁷²⁾	0	-8	○	-	○	-	○	-	○	-	-	○	-	-
810260	Rear bed with Carawinx sprung base system instead of slatted frame	570	-2	○	○	○	○	○	○	○	○	○	○	○	○
810900	Open shelves instead of all-around overhead lockers in rear area (for weight reduction)	60	-14	○	-	○	-	○	-	○	-	-	-	-	-
Living area materials															
850304	London 25 fabric combination	Standard	-	X	X	X	X	X	X	X	X	X	X	X	X
850314	Paris fabric combination	420	-	○	○	○	○	○	○	○	○	○	○	○	○
850640	Davos/faux leather fabric combination	420	1	○	○	○	○	○	○	○	○	○	○	○	○
850505	Pearl part leather	1.490	2	○	○	○	○	○	○	○	○	○	○	○	○
850720	Macchiato 23 part leather/leather fabric combination ¹¹²⁾	1.490	2	○	○	○	○	○	○	○	○	○	○	○	○
850508	Pearl leather	3.680	3	○	○	○	○	○	○	○	○	○	○	○	○
850740	Macchiato leather ¹¹⁷⁾	3.680	3	○	○	○	○	○	○	○	○	○	○	○	○
850501	Sleeping environments & soft furnishings set: decorative cushions, bed throw, fitted sheet set ²⁶⁾	410	3,5	○	○	○	○	○	○	○	○	○	○	○	○

C1-tourer Edition+

comfort 4,2 t



FIAT
PROFESSIONAL
AL-KO


Mercedes-Benz
AL-KO

The sophisticated all-rounder

Double floor with huge, heated storage space:



- Usable height up to 55,5 cm
- Exterior access via several large hatches. Convenient interior access via the seat bench cover of the L-shaped lounge seating area and the swing-up side bench seat and large living area floor hatches
- Large, central through-loading storage compartment (interior height 22 cm) with extra-low double floor storage compartment (usable height 46 cm), conveniently loadable through the XL habitation door via the large, self-supporting living area floor hatches
- Entire double floor heated with climate storage function

Carthago body construction for liner premium class:



- High-stability body connection using frame members (roof-wall / floor-wall)
- Entirely wood-free construction with water-repellent RTM hard foam insulating core
- Interior walls and inside of roof made from aluminium
- Micro-fibre climate-regulating wall covering

AL-KO low frame Carthago special light / special:



- Permissible total vehicle weight up to 4,5 t

Chassis

Carthago special AL-KO low frame

All-weather tyres (M+S)

16-inch steel wheels

LED daytime running lights

Mud flaps on front and rear axle

Fix & Go breakdown kit

"Carthago best view" bus mirror in black/white housing, adjustable and heatable

Fiat Ducato with AL-KO low frame

Engine: 2,2 l diesel Multijet 3 with Adblue (19 l), 180 HP / 132 kW, 4 cylinders, 450 Nm, Euro VIe, 8-speed automatic torque converter transmission, front-wheel drive

8G automatic torque converter as standard

Manual air conditioning system

Start / Stop system

60-litre fuel tank (Fiat Ducato)

Side wind assistant, cruise control, ABS, ESP, ASR, electric immobiliser, Hillholder, Hill Descent Control, Traction Plus, trailer stability control, collision braking system ⁶⁵⁾

Driver / passenger airbag ¹¹⁾

Glove compartment

Mercedes-Benz Sprinter with AL-KO low frame

Engine: 2,0 l diesel with Adblue (22 l), 150 HP / 110 kW, 4 cylinders, 330 Nm, Euro VI E, front-wheel drive

9G-Tronic automatic transmission incl. hillholder

Start / Stop system

Keyless Start incl. Start/Stop button

Driver / passenger airbag ¹⁾

Side Wind Assist, hillholder, ABS, ASR, EBV, ESP

Driver and passenger cup holders, glove compartment on passenger side (LHD)

Hinged lid for storage compartment

Automatic driving light control

Mercedes-Benz emergency call system, breakdown management

Fleece battery 12 V / 92 Ah

65-litre fuel tank (Mercedes-Benz)

Active Brake Assist and Driver Drowsiness Detection

Original Mercedes-Benz wheel trims

Pre-wiring (cable set) for habitation door central locking system

Electric hot air auxiliary heating in cab

Liner premium-class body construction

10-year water ingress warranty

Wood-free body construction with GRP roof and floor covering

Roof/wall connection via curved roof and frame member

Roof rail system at side with rainwater drainage

Side and rear walls with aluminium on the interior and exterior

RTM hard foam insulating core in roof, floor and side wall

Floor to side wall connection using aluminium frame member bonded over its entire surface with additional cold stop

Total wall and roof thickness, 38 mm

Exterior hatches made from original "Carthago Isoplus" side wall material

Internal/external hatch seal, outer seal as water spray protection

Exterior hatches and habitation door with internal hinges

Fuel tank flap flush-mounted in side wall

Segmented side skirts made from aluminium profile

Dynamic design rear (in Mercedes-Benz models incl. design enhancements)

Carthago rear lights with Carthago "C" branding in LEDs

Seitz S4 habitation window, double frame with insulated glazing and no thermal bridge, insect screen blind and pleated blackout blind

LED exterior light above habitation door with rain deflector

Electrically extending entrance step for habitation door with warning buzzer

Cab

Dashboard sloping steeply towards front (view of road surface in Fiat 2,77 m, in Mercedes-Benz 3,77 m)

Pleated windscreen blind with honeycomb-structure insulation

Pleated blackout blinds behind side windows (operated from the side)

Front mask in GRP, with double-shell insulation

Cab door with security double locking system, electric windows, rain gutter

Soundproofing for engine compartment

Aguti "Roadliner" driver's and passenger's comfort seats with Carthago label, in living area material, rotatable, with integrated seat belts and padded armrests

Dashboard with leather-covered moulded part, practical sideboard, as well as pre-wiring for integrated reversing camera monitor and bottle holder

Leather-covered bottom panelling for drop-down bed including sun visors, LED spotlights and storage compartments at the side

Double floor storage compartment

- Usable height up to 55,5 cm
- Through-loading storage compartment with lighting and heating
- Outside access via several large hatches
- Interior access via the L-shaped lounge seating area with patented fitting, swing-up side bench seat and via the large living area floor hatches in the entrance and kitchen area
- Central through-loading storage compartment (interior height 22 cm) with low double floor storage compartment (usable height 46 cm)

Large scooter garage

- Scooter garage load capacity up to 350 kg
- Large garage door on passenger side (LHD), additional door on driver's side (LHD)
- Garage floor with GRP on top and bottom, anti-slip coating
- With all-around frost-proof insulation and heating
- Lashing system via aluminium frame member, including eight lashing eyes

Interior design

- "Casablanca 3" style range: Fine cherry furniture finish with large overhead cabinet fronts in bicolour appearance with high-gloss ivory combined with modern accents in anthracite black

Living area

- Inside of walls and roof with microfibre, climate-regulating wall covering
- L-shaped lounge seating area with side bench seat
- Wall cladding behind side seat in leather look (depending on model)
- 360° living area table, rotatable using a foot pedal and movable in two directions
- Swivel-out shoe cabinet with storage system in bench seat base, including LED accent light
- Seat upholstery with multilayer premium foam core and back support function
- "Durafix" double connecting technology: furniture parts screwed together and mortised
- Hatch closer with soft closing mechanism
- Curtain system including removable decorative curtain

Kitchen

- Kitchen counter as visual room divider and additional worktop
- Kitchen work surface in scratch-resistant slate-effect
- Kitchen unit with cutlery drawer
- "Easy glide" roller-mounted kitchen drawers with soft-close mechanism
- Separate waste bins in separate hygiene area
- 3-ring hob with divided glass cover with robust, enamelled cast-iron trivet and glass base
- Round stainless steel sink embedded in work surface with multifunctional sink cover including wall holder for extending size of worktop
- Mixer tap in metal design at practical pot height
- Kitchen rear wall in cream decorative glass
- Large refrigerator with door opening on both sides, separate freezer compartment, automatic energy source selection 12 V / 230 V / gas mode
- Mini Heki skylight

Bathroom | Dressing room

Dressing room & room partitioning

- Dressing room with lockable washroom door or luxury bathroom door to living area
- Solid wood sliding door in front of bedroom

Luxury bathroom with separate shower room

- "One level" step-free shower access
- Towel rail above round shower
- Shower floor inlay in living area floor design, removable for showering
- Hand-held shower head height-adjustable on chrome rail
- Roof light in shower room
- Mini Heki skylight in washroom
- Washbasin base cabinet unit with toilet roll holder, mirrored storage cabinet

 **Sleeping**
Drop-down bed above cab area

- Slatted frame and high-quality mattress
- Extra-low positioning of the bed: access via side seat
- Wobble-free support when in sleeping position, bookshelf and LED spotlights
- Partition curtain between drop-down bed and living area

Fixed beds in rear area

- Two-part heated and ventilated slatted frame
- 7-zone, high-quality cold foam mattress
- Mini Heki skylight
- Raisable head section

Lengthways single beds

- Pull-out access steps including extended sleeping area
- Wardrobes beneath the beds, lowered into the double floor, with lift function and divided mattress
- All-around overhead storage cabinets

 **On-board technology**
Water

- Fresh water and waste water tank in heated double floor, cleaning opening via living area floor hatch or scooter garage
- Central water drain in central double floor
- Low-maintenance pressurised water pump system

Gas

- External gas bottle compartment in low position, exterior hatch with separate prop strut
- Holds 2 x 11 kg gas bottles
- Main gas taps in kitchen area

Electrical system

- Electrical centre in scooter garage including charger, fuses, fuse protection, 16 A automatic charger with automatic cut-off in the event of low voltage
- Heated battery centre, with 1 x 80 Ah gel battery in double floor, access via double floor storage compartment on driver's side (LHD), main power switch
- Truma CP+ digital control panel for hot air heating, behind technical panel above habitation door
- 230 V socket in seating area, entrance area, kitchen, bathroom, scooter garage
- 12 V socket in cab (Fiat: 2x, Mercedes-Benz: 1x)
- USB socket in cab (Fiat: 3x, Mercedes-Benz: 1x)

Innovative lighting concept

- Ceiling canopy with additional LED spotlights and indirect LED lighting
- LED accent light in kitchen area / plinth of seat bench
- Work light and ambient lighting can be switched on separately
- Pre-wiring for 24"/32" LED flatscreen TV

 **Heating technology**

- Hot air vents in cab, dashboard front, entry doors, living area, double floor and scooter garage
- Dashboard with targeted heating with panel heating effect
- Underfloor heating effect due to heated double floor with heat storage



Automatic transmission as standard



Please carefully read the legal information regarding vehicle weight on pages 3-6 before concluding the contract!



Alternatively, you can scan the QR code to receive all of the key weight information!

	I 149 RB-LE comfort 4.2t	
	Fiat Ducato	Mercedes-Benz Sprinter
Transmission	8G automatic torque converter	9G-TRONIC automatic transmission
Standard chassis	AL-KO low frame 40 heavy	AL-KO low frame heavy 415 CDI
Base engine	Diesel 2,2 l (180 HP / 132 kW)	Diesel 2,0 l (150 HP / 110 kW)
Length / width / height ^{1) 2) 3)} (mm)	7.395 / 2.270 / 2.920	7.520 / 2.270 / 2.950
Wheel base (mm)	4.143	4.243
Double floor height / Double floor storage compartment (mm)	220 / 460	220 / 460
Headroom in living area (mm)	1.980	1.980
Rear garage interior height (mm)	1.200	1.200
Door width / height rear garage on passenger side (LHD) (mm)	1.050 x 1.140	1.050 x 1.140
Door width / height, rear garage on passenger side (LHD) (mm)	1.050 x 1.140	1.050 x 1.140
Technically permissible gross vehicle weight ³⁾ (kg)	4.250 / 4.500*	4.200 / 4.500*
Weight in running order ⁶⁾ (kg)	3.273 (3.109 - 3.437)	3.286 (3.122 - 3.450)
Weight of additional equipment in series production specified by the manufacturer ⁷⁾ (kg)	601	536
Max. towing capacity ¹⁰⁾ (kg)	1.800	2.000
Max. number of seats with 3-point safety belt while driving (standard / optional) ⁵⁾	4 / 5 ¹⁵⁾	4 / 5 ¹⁵⁾
Sleeping berths (standard / optional)	4 / 5	4 / 5
Rear bed dimensions (mm)	1.900 / 2.000 x 850	2.000 / 1.900 x 850
Drop-down bed dimensions (mm)	1.950 x 1.600	1.950 x 1.600
Seating area bed conversion dimensions** (mm)	1.920 x 1.125 / 650	1.920 x 1.125 / 650
Refrigerator volume / of which freezer compartment (l)	153 / 29	153 / 29
Heating system	Truma Combi 6	Truma Combi 6
Fresh water tank volume ⁵²⁾ (l)	150	150
Waste water tank volume (l)	140	140
Battery capacity (Ah)	80	80
230 V / 12 V / USB sockets	5 / 2 / 2	5 / 1 / 1
Article no.	110170	110570

* Optional weight increase

** In conjunction with special equipment

²⁾ Total vehicle width is the measurement from exterior wall to exterior wall (wheel arches on the side, for Fiat Ducato / Mercedes-Benz Sprinter approx.: + 70 mm)

With the Edition+ model, you can enjoy a full range of on-board equipment without compromise – everything your heart desires. Whether comfort, safety or design – the C1 Tourer Edition+ is an all-round package that leaves nothing to be desired.

Chassis
Fiat Ducato
Faux leather steering wheel and gear lever knob
Premium dashboard: Chrome ventilation grilles
Multi-functional steering wheel (radio remote control via control buttons)
Automatic air conditioning in cab
Inductive mobile phone charging tray
Digital instrument cluster with colour display in dashboard
Fiat 10,1" multimedia system incl. sat nav, motorhome route guidance and DAB+
Fiat 16-inch alloy wheels for f40 heavy chassis / f35 in conjunction with 8G automatic torque converter
90-litre fuel tank
Mercedes-Benz Sprinter
THERMOTRONIC fully automatic air conditioning system
Front axle with increased load bearing capacity
92-litre fuel tank
Leather steering wheel with optional multifunction buttons
Instrument cluster with colour display
Rain sensor
Electric handbrake
MBUX 10,2" multimedia system incl. sat nav and DAB+
Engine variant 170 HP / 125 kW, Euro VI E (only in conjunction with automatic transmission)
16-inch alloy wheels (black) with all-weather tyres
DISTRONIC Active Distance Assist
Active Lane Departure Warning Assist
Tyre pressure monitoring system
Traffic sign assist
PSM module preliminary setup for pneumatic suspension
Further chassis options
Carthago Full LED headlights (dipped and main beam)
Fog lights with chrome detail
Cruise control
Charge booster
Cab comfort seats with tilt and height adjustment (front / rear)
Pre-wiring for radio with roof aerial with DAB+, speakers (4x)

Habitation exterior
Extended and exclusive exterior design with dynamic lines and signature Carthago "C" branding
Roof-mounted awning aluminium cassette, grey canvas, length: 5,0 m
Midi Heki skylight with LED spotlights above the L-shaped lounge seating area
Large scooter garage door on driver's side (LHD)
"premium two 2,0" XL habitation door (width 63 cm) with double locking, window blind and insect screen blind
Central locking for "premium two 2,0" XL habitation door and cab door
Electrical system
150 Ah lithium-ion battery including battery computer and separate touchscreen
Voltage transformer for 12 V to 230 V, 2.000 watts, mains priority circuit
Socket package with additional sockets (3 x 230 V, 2 x USB)
USB socket in overhead storage cabinet above rear bed
Pre-wiring for electric roof light fan
Pre-wiring for solar energy system
Pre-wiring for satellite system
Pre-wiring for reversing camera (single lens)
Gas / Water / Miscellaneous
Truma DuoControl CS
Hot / cold outdoor shower in scooter garage on passenger side (LHD)
SOG toilet ventilation
Waste water hose kit for convenient disposal
Scooter garage upgrade
Kitchen / Appliances
Capsule coffee machine with connector kit incl. pull-out system
Multimedia
Reversing camera system with single lens and 7" colour monitor at side of dashboard
32" pull-out TV system in side bench seat
32" smart LED TV
Interior
Carpet for cab area
Sleeping environments & soft furnishings set: Decorative cushions, bed throw, fitted sheet set

Article no.	210610	210620
Edition+	Fiat Ducato	Mercedes-Benz Sprinter
	EUR	EUR
Total for individual items	25.910	38.015
Package price	18.370	33.275
Your savings	7.540	4.740
Package weight in kg	152	181,5

Article no.

210590

Sleeping Area TV package	Weight	149 RB-LE
	kg	EUR
TV cabinet in sleeping area with special pull-out TV system ³⁶⁾		920
24" Smart LED TV in sleeping area ²³⁾ ³⁹⁾		1.460
Total for individual items	12,5	2.380
Package price		1.640
Your savings		740
SURCHARGE Teleco Flatsat Easy Skew Smart 90 satellite system / twin LNB for second TV ¹²⁾ ²³⁾	30	3.150

Article no.

210805

216005

ALDE Polar package	Weight	Fiat: 149 RB-LE	Mercedes: 149 RB-LE
	kg	EUR	EUR
Insulating mat for front and side windows, outside		460	460
Insulating mat for cab foot well, inside		210	-
Insulated double-glazing in side windows / door windows in cab		1.150	1.150
Alde hot water heating, 230 V / gas mode with booster in cab		3.400	3.400
Alde heat exchanger (uses engine heat)		1.180	1.180
Total for individual items		6.400	6.190
Package price		4.900	4.690
Your savings		1.500	1.500
Package weight in kg		83,5	82,5

Article no.		€ incl. 19% VAT	kg	I 149 PB-LE comfort 4,2 t
Fiat Ducato chassis				
311810	Reinforced front axle springs for optimal ride comfort ⁵⁷⁾	620	-	○
311815	AL-KO "ACS" High Performance front axle spring strut ⁵⁷⁾	1.490	-	○
310469	Load increase from 4.250 kg to 4.500 kg with Fiat Ducato f40 heavy	340	-	○
Mercedes-Benz Sprinter chassis				
310467	Load increase from 4.200 kg to 4.500 kg	340	-	○
410011	Cab access entrance step, electric retraction and extension	580	7	○
Further chassis options				
311400	Removable tow bar	1.900	38	○
311300	Wind-down rear steadies to prevent swaying when stationary (Fiat Ducato)	440	9,5	○
311301	Wind-down rear steadies to prevent swaying when stationary (Mercedes-Benz Sprinter)	440	12	○
Habitation exterior				
410150	Additional security locks for cab door and habitation door	710	2	○
410660	Insulating mat for front and side windows, outside	460	6,5	●
410701	Insulated double glazing in side windows / door windows in cab	850	10,5	●
410785	Mini Heki skylight in cab / drop-down bed	350	3	○
410850	Electric roof light fan above kitchen area ²²⁾	520	2,5	○
410393	Rear design package with rear light enhancement (standard on Mercedes-Benz)	290	n.a.	○
Electrical system				
510081	Solar energy system: 2 x 110 Watt ¹²⁾	1.990	16,5	○
510201	Carthago Security alarm system ³⁵⁾	1.420	3	○
Gas Water Miscellaneous				
610021	Gas filter for Truma DuoControl CS (recommended) ⁹⁵⁾	220	0,5	○
610500	Aluminium chequered plate floor for scooter garage ⁶⁶⁾	180	11	○
Kitchen Appliances				
550081	Tec-Tower 153-litre fridge freezer with separate gas oven ⁷⁵⁾	880	16,5	○
550067	Gas oven with grill function in kitchen base cabinet ³⁷⁾	1.060	8,5	○
Heating Air conditioning				
650040	Truma Combi 6E (additional electric heating element 2 x 900 Watt / 230 V) ⁶³⁾	740	1	○
650231	Alde hot water heating, 230 V / gas mode with booster in driver's cab ⁶³⁾	3.100	56	●
650240	Alde heat exchanger (use of engine heat) ⁶⁵⁾	1.180	9,5	●
Multimedia				
210300	Reversing camera system with double lens, shutter including 7" colour monitor ⁸³⁾	690	1	○
710481	TV cabinet in sleeping area with pull-out TV system and connector kit ³⁶⁾	920	8,5	●
910460	Additional TV connection in sleeping area ²⁵⁾ ³⁶⁾	340	1,5	●
710472	24" Smart LED TV in sleeping area, TV cabinet or bathroom rear panel ²³⁾ ²⁵⁾ ³⁹⁾ ⁸⁷⁾	1.460	4	●
710575	Service camera at waste water tank outlet pipe ⁸⁵⁾ ¹⁰⁰⁾	570	0,5	○

Article no.		€ incl. 19% VAT	kg	I 149 PB-LE comfort 4,2 t
Satellite systems				
750041	Teleco Flatsat Classic 85 satellite system with CI slot ¹²⁾ ²³⁾	3.450	15	O
750046	Satellite system Teleco Flatsat Easy Skew Smart 90 / Twin LNB for second TV ¹²⁾ ²³⁾	3.810	16,5	O
Interior				
810100	Carpet for living area	370	7,5	O
810580	Lounge seating area can be converted into a sleeping berth ⁶⁹⁾	590	7,5	O
810680	5th seat in side bench seat with 3-point seat belt ⁵⁾	1.030	10	O
810440	Drop-down bed omitted, replaced with all-around overhead storage cabinets in cab	660	-16	O
810260	Rear bed with Carawinx sprung base system instead of slatted frame	570	-2	O
Living area materials				
850304	London 25 fabric combination	Standard	-	X
850640	Davos/faux leather fabric combination	420	1	O
850505	Pearl part leather	1.490	2	O

chic c-Line

Integrated



FIAT
PROFESSIONAL
AL-KO


Mercedes-Benz
AL-KO

The fascination of the Carthago liner class:

elegance, comfort and extravagance

Exclusive exterior design:



- Carthago v-face front design
- Modern GRP bus rear
- Carthago rear lights with dynamic LED indicators

Double floor with huge, heated storage space:



- Usable height up to 70 cm
- Exterior access via several large hatches. Convenient interior access via the seat bench cover of the L-shaped lounge seating area, the swing-up side bench seat and the large living area floor hatches
- Large through-loading storage compartment with extra-low double floor storage compartment, also loadable from the outside through the XL habitation door via the living area floor hatches

Above average self-sufficiency:



- 170 l fresh water / 140 l waste water
- 2 x 80 Ah batteries

AL-KO low frame Carthago special:



Mercedes-Benz
AL-KO


- Single axle up to 4,5 t / double axle up to 5,5 t permissible total weight

Carthago body construction for liner premium class:



- High-stability body connection via frame members
- Wood-free habitation with RTM hard foam insulating core
- Interior walls and ceiling made of aluminium = lightning protection.
- Micro-fibre climate-regulating wall covering

Digital on-board management - smart, intuitive, connected



Carthago is entering the future of vehicle control with its new digital on-board management system. Whether on the large 7-inch touch panel or via the optional app when you're on the go - all key functions can be controlled centrally and are always in view.

Chassis

- Carthago special AL-KO low frame
- All-weather tyres (M+S)
- 16-inch steel wheels
- Carthago full LED headlights (dipped and main beam) including LED daytime running lights
- Fog lights
- Mud flaps on front and rear axle
- Fix & Go breakdown kit

Fiat Ducato with AL-KO low frame

- Engine: 2,2 l diesel Multijet 3 with Adblue (19 l), 180 HP / 132 kW, 4 cylinders, 450 Nm, Euro VIe, 8-speed automatic torque converter transmission, front-wheel drive
- 8G automatic torque converter as standard
- Manual air conditioning system
- Start / Stop system
- Side wind assistant (single axle models), cruise control, ABS, ESP, ASR, electric immobiliser, Hillholder, hill descent control, traction plus, trailer stability control, collision braking system ⁶⁵⁾
- 90-litre fuel tank
- Driver / passenger airbag ¹¹⁾
- Glove compartment
- Wheel trims with Carthago lettering

Mercedes-Benz Sprinter with AL-KO low frame

- Engine: 2,0 l diesel with Adblue (22 l), 150 HP / 110 kW, 4 cylinders, 330 Nm, Euro VI E, front-wheel drive
- 9G-Tronic automatic transmission incl. hillholder
- Start / Stop system
- Keyless Start incl. Start/Stop button
- Driver / passenger airbag ¹¹⁾
- Side wind assistant (single axle model), Hillholder, ABS, ASR, EBV, ESP
- Driver and passenger cup holders, glove compartment on passenger side (LHD)
- Hinged lid for storage compartment
- Automatic driving light control
- Mercedes-Benz emergency call system, breakdown management
- Fleece battery 12 V / 92 Ah
- Wide-gauge front axle
- 92-litre fuel tank (Mercedes-Benz)
- Active Brake Assist and Driver Drowsiness Detection
- Original Mercedes-Benz wheel trims
- Pre-wiring (cable set) for habitation door central locking system
- Electric hot air auxiliary heating in cab

Liner premium-class body construction

- 10-year water ingress warranty
- Wood-free body construction with GRP roof and floor covering
- Roof/wall connection via curved roof and frame member
- Roof rail system at side with rainwater drainage
- Side and rear walls with aluminium on the interior and exterior
- RTM hard foam insulating core in roof, floor and side wall
- Floor to side wall connection using aluminium frame member bonded over its entire surface with additional cold stop
- Total wall and roof thickness, 38 mm
- Body with lightning strike protection / Faraday cage
- Exterior hatches made from original "Carthago Isoplus" side wall material
- Internal/external hatch seal, outer seal as water spray protection
- Exterior hatches and habitation door with internal hinges
- Fuel tank flap flush-mounted in side wall
- Segmented side skirts made from aluminium profile

GRP bus rear with double-shell insulation, separate rear bumper

Carthago rear lights with dynamic LED indicators

Seitz S4 habitation window, double frame with insulated glazing and no thermal bridge, insect screen blind and pleated blackout blind

LED exterior light above habitation door with rain deflector

Electrically extending entrance step for habitation door with warning buzzer

Cab

Dashboard sloping steeply towards front (view of road surface in Fiat 2,77 m, in Mercedes-Benz 3,77 m)

“exclusive” designer front mask above windscreen with black panel (Fiat Ducato)

“liner” bonnet design – visual windscreen extension (Fiat Ducato)

Pleated windscreen blind with honeycomb-structure insulation

Pleated blackout blinds behind side windows (operated from the side)

XL models: Insulated double glazing in cab: side and door windows

Front mask in GRP, with double-shell insulation

Cab door with security double locking system, electric windows, rain gutter

Soundproofing for engine compartment

Aguti “Roadliner” driver and passenger comfort seats with Carthago label, in same material as living area, rotatable, with integrated seat belts and padded armrests

Dashboard with leather-covered moulded part, practical sideboard, as well as pre-wiring for integrated reversing camera monitor and bottle holder

Leather-covered bottom panelling for drop-down bed including sun visors, LED spotlights and storage compartments at the side

Double floor storage compartment

Usable height up to 70 cm

Through-loading storage compartment with lighting and heating

Outside access via several large hatches

Interior access via the L-shaped lounge seating area with patented fitting, swing-up side bench seat and via the large living area floor hatches in the entrance and kitchen area

Central through-loading storage compartment (interior height 22 cm) with low double floor storage compartment (usable height 46 cm)

Large scooter garage

Scooter garage load capacity up to 350 kg

Large garage doors on passenger’s and driver’s side (LHD)

Garage floor with GRP on top and bottom, anti-slip coating

With all-around frost-proof insulation and heating

Lashing system via aluminium frame member, including eight lashing eyes

Interior design

“Amalfi” style range: Exclusive walnut furniture finish with handleless overhead cabinet fronts in a bicolour appearance with Jurassic white matt, accents in slate grey and worktops in a grey, natural stone look

Living area

Inside of walls and roof with microfibre, climate-regulating wall covering

L-shaped lounge seating area with side bench seat

XL models: XL lounge seating area with long side sofa on passenger side (LHD)

Heki III panoramic skylight above lounge seating area with LED spotlights

Living area window above side bench seat on passenger side (LHD) (XL models)

Textile wall covering behind side seat in anthracite with elegant decorative seams

360° living area table, rotatable using a foot pedal and movable in two directions

Swivel-out shoe cabinet with storage system in bench seat base, including LED accent light

Seat upholstery with multilayer premium foam core and back support function

“Durafix” double connecting technology: furniture parts screwed together and mortised

Hatch closer with soft closing mechanism

Textile window covering in living and sleeping area in anthracite (in 5,0 QB, 5,0 QB L, 6,2 XL QB layouts only lounge seating area).

[Textile window covering in sleeping area only available from December 2025]

Kitchen

- Raised kitchen counter as visual room divider and additional worktop
- Kitchen work surface and rear wall in grey, natural stone look
- Worktop lit from underneath with LED light strip
- “Easy glide” kitchen drawers with roller-mounted and soft-close mechanism
- Separate waste bins in separate hygiene area
- Illuminated, designer bar cabinet on rear wall of kitchen with integrated pull-out wine bottle cabinet
- Separate cutlery drawer with organiser, bottle holder
- 3-ring hob with divided glass cover for additional storage space with robust cast-iron trivet and easy-clean glass base
- Round stainless steel sink embedded in work surface with multifunctional sink cover including wall holder for extending size of worktop
- Designer mixer tap in metal with pull-out spray head
- Large refrigerator with door opening on both sides, separate freezer compartment, automatic energy source selection 12 V / 230 V / gas mode
- Slide-out storage cabinet (floor-to-ceiling in 5,9 XL LE, 6,2 XL QB models)
- Electric roof light fan

Bathroom | Dressing room

Dressing room & room partitioning

- Dressing room with lockable partition door or solid wood sliding door (XL models) to living area
- Solid wooden sliding door in front of sleeping area (4,9 LE, 4,9 LE L, 5,0 QB L models)
- Pull-out TV wall and room divider in front of sleeping area (5,0 QB models)
- Solid wood sliding door in front of sleeping area including full length mirror (XL models)
- Floor-to-ceiling wardrobe with two clothes rails and shelf integrated in the dressing room (4,9 LE L, 5,0 QB L models, XL models)

Luxury bathroom with separate shower room

- “One level” step-free shower access
- Towel rail above round shower
- Waterproof shower floor inlay in same design as living area floor (5,0 QB model: can be removed for showering)
- Hand-held shower head height-adjustable on chrome rail
- Roof light in shower room
- Mini Heki skylight in washroom
- Washbasin base cabinet unit with toilet roll holder, mirrored storage cabinet
- Luxury bathroom door with 3-way function (washroom double door for toilet and room partitioning from living area)

XL bathroom with XL room concept

- Open wash area and designer washbasin
- Mini Heki skylight
- XL round shower with waterproof shower floor inlay in the same design as living area floor and step-free shower access including roof light with towel rail
- Hand-held shower head height-adjustable on chrome rail
- Additive hot water underfloor heating: additional heating coils in double floor area of bathroom
- Micro-Heki skylight in toilet
- Separate toilet with side window, towel warmer as well as extra legroom

Sleeping

Drop-down bed above cab area

- Slatted frame and high-quality mattress
- Extra-low positioning of the bed: access via side seat
- Wobble-free support when in sleeping position, bookshelf and LED spotlights
- Partition curtain between drop-down bed and living area
- Mini Heki skylight

Fixed beds in rear area

- Carawinx medically endorsed point elastic sleeping system, heated and ventilated
- 7-zone, high-quality cold foam mattress
- Mini Heki skylight
- Raisable head section
- Habitation window on driver's and passenger's sides

Lengthways single beds

- Pull-out comfort access steps with additional storage space, including extended sleeping area
- Designer shelves in overhead storage cabinet area in sleeping area
- Wardrobes beneath the beds, lowered into the double floor, with lift function and divided mattress
- All-around overhead storage cabinets

On-board technology

Water

- Fresh water and waste water tank in heated double floor, cleaning opening via living area floor hatch or scooter garage (depending on model)
- Central water drain in central double floor
- Low-maintenance pressurised water pump system
- Waste water hose kit for easy disposal

Gas

- External gas bottle compartment in low position
- Holds 2 x 11 kg gas bottles
- Main gas taps in kitchen area

Electrical system

- Electrical centre in scooter garage including charger, fuses, fuse protection, 16 A automatic charger with automatic cut-off in the event of low voltage
- Heated battery centre with 2 x 80 Ah gel batteries, in double floor, access via exterior storage compartment on passenger side (LHD), main power switch (in XL models in wardrobe on passenger side (LHD))
- Truma CP+ digital control panel for hot air heating, behind technical panel above habitation door
- 7-inch digital control panel with capacitive touch display for viewing fill levels and on-board controls behind technical panel above habitation door
- 230 V socket in seating area, entrance area, kitchen, bathroom, scooter garage
- 12 V socket in cab (Fiat: 2x, Mercedes-Benz: 1x)
- USB socket in cab (Fiat: 3x, Mercedes-Benz: 1x)

Innovative lighting concept

- Lighting system with numerous LED spotlights in cab, living area and dressing room with stepless dimming
- LED ambient lighting in the living and sleeping areas
- LED accent light with backlighting in the entrance area

TV

- Pre-wiring for 32" LED flatscreen TV

Heating technology

- Hot air vents in cab, dashboard front, entry doors, living area, double floor and scooter garage
- Dashboard with targeted heating with panel heating effect
- Underfloor heating effect due to heated double floor with heat storage
- XL models: Alde hot water heating with separate heating circuit, numerous convactor heaters in cab, dashboard, living area, double floor and scooter garage
- Additive hot water underfloor heating: additional heating coils in double floor area of XL bathroom



All models with automatic transmission as standard



Please carefully read the legal information regarding vehicle weight on pages 3-6 before concluding the contract!



Alternatively, you can scan the QR code to receive all of the key weight information!



	I 4.9 LE		I 4.9 LE L	
Chassis	Fiat Ducato	Mercedes-Benz Sprinter	Fiat Ducato	Mercedes-Benz Sprinter
Transmission	8G automatic torque converter	9G-Tronic automatic transmission	8G automatic torque converter	9G Tronic automatic gearbox
Standard chassis	AL-KO low frame 40 heavy	AL-KO low frame 415 CDI	AL-KO low frame 40 heavy	AL-KO low frame 415 CDI
Base engine	Diesel 2,2 l (180 HP / 132 kW)	Diesel 2,0 l (150 HP / 110 kW)	Diesel 2,2 l (180 HP / 132 kW)	Diesel 2,0 l (150 HP / 110 kW)
Length/width/height (mm) ^{1) 2) 3)}	7.390 / 2.270 / 2.920	7.520 / 2.270 / 2.950	7.770 / 2.270 / 2.920	7.890 / 2.270 / 2.950
Wheel base (mm)	4.143	4.243	4.343	4.443
Double floor height / Double floor storage compartment (mm)	220 / 460		220 / 460	
Headroom in living area (mm)	1.980		1.980	
Rear garage interior height (mm)	1.200		1.200	
Door width / height rear garage on passenger side (LHD) (mm)	1.050 x 1.140		1.050 x 1.140	
Door width / height, rear garage on passenger side (LHD) (mm)	1.050 x 1.140		1.050 x 1.140	
Technically permissible gross vehicle weight (kg) ⁹⁾	4.250 / 4.500*	4.200 / 4.500*	4.250 / 4.500*	4.200 / 4.500*
Mass in running order (kg) ⁶⁾	3.495 (3.320 - 3.670)	3.507 (3.332 - 3.682)	3.585 (3.406 - 3.764)	3.597 (3.417 - 3.777)
Weight of additional equipment specified by the manufacturer as standard (kg) ⁷⁾	376	313	281	218
Max. towing capacity (kg) ¹⁰⁾	1.800	2.000	1.800	2.000
Max. number of seats with 3-point safety belt while driving (standard / optional) ⁵⁾	4 / 5 ¹⁵⁾		4 / 5 ¹⁵⁾	
Sleeping berths (standard / optional)	4 / 5		4 / 5	
Rear bed dimensions (mm)	2.000 / 1.900 x 850		2.000 / 2.000 x 850	
Drop-down bed dimensions (mm)	1.950 x 1.600		1.950 x 1.600	
Seating area bed conversion dimensions (mm) **	1.920 x 1.125 / 670		1.920 x 1.125 / 670	
Refrigerator volume / of which freezer compartment (l)	153 / 29		153 / 29	
Heating system	Truma Combi 6		Truma Combi 6	
Fresh water tank volume (l) ⁵²⁾	170		170	
Fresh water tank volume when filled for driving (l)	20		20	
Waste water tank volume (l)	140		140	
Battery capacity (Ah)	2 x 80		2 x 80	
230 V / 12 V / USB sockets	5 / 2 / 2	5 / 1 / 1	5 / 2 / 2	5 / 1 / 1
Article no.	130170	130475	130179	130479

* Optional with max. payload

** In conjunction with special equipment

*** Available from January 2026

²⁾ Total vehicle width is the measurement from exterior wall to exterior wall (wheel arches on the side, approx.: + 70 mm).



All models with automatic transmission as standard



Please carefully read the legal information regarding vehicle weight on pages 3-6 before concluding the contract!



Alternatively, you can scan the QR code to receive all of the key weight information!



	I 5.0 QB	I 5.0 QB L
Chassis	Mercedes-Benz Sprinter	Mercedes-Benz Sprinter
Transmission	9G-Tronic automatic transmission	9G-Tronic automatic transmission
Standard chassis	AL-KO low frame 415 CDI	AL-KO low frame 415 CDI
Base engine	Diesel 2,0 l (150 HP / 110 kW)	Diesel 2,0 l (150 HP / 110 kW)
Length/width/height (mm) ^{1) 2) 3)}	7.610 / 2.270 / 2.950	7.910 / 2.270 / 2.950
Wheel base (mm)	4.243	4.443
Double floor height / Double floor storage compartment (mm)	220 / 460	220 / 460
Headroom in living area (mm)	1.980	1.980
Rear garage interior height (mm)	1.120 / 1.240**	1.120 / 1.240**
Door width / height rear garage on passenger side (LHD) (mm)	1.050 x 1.100	1.050 x 1.100
Door width / height, rear garage on passenger side (LHD) (mm)	1.050 x 1.100	1.050 x 1.100
Technically permissible gross vehicle weight (kg) ⁹⁾	4.200 / 4.500*	4.200 / 4.500*
Mass in running order (kg) ⁶⁾	3.497 (3.322 - 3.672)	3.567 (3.389 - 3.745)
Weight of additional equipment specified by the manufacturer as standard (kg) ⁷⁾	322	248
Max. towing capacity (kg) ¹⁰⁾	2.000	2.000
Max. number of seats with 3-point safety belt while driving (standard / optional) ⁵⁾	4 / 5 ¹⁵⁾	4 / 5 ¹⁵⁾
Sleeping berths (standard / optional)	4 / 5	4 / 5
Rear bed dimensions (mm)	1.950 x 1.450	1.950 x 1.450
Drop-down bed dimensions (mm)	1.950 x 1.600	1.950 x 1.600
Seating area bed conversion dimensions (mm)**	1.920 x 1.125 / 670	1.920 x 1.125 / 670
Refrigerator volume / of which freezer compartment (l)	153 / 29	153 / 29
Heating system	Truma Combi 6	Truma Combi 6
Fresh water tank volume (l) ⁵²⁾	170	170
Fresh water tank volume when filled for driving (l)	20	20
Waste water tank volume (l)	140	140
Battery capacity (Ah)	2 x 80	2 x 80
230 V / 12 V / USB sockets	5 / 1 / 1	5 / 1 / 1
Article no.	130485	130489

* Optional with max. payload

** Optional Pedelec scooter garage

*** In conjunction with special equipment

**** Queen-size bed models available from January 2026

²⁾ Total vehicle width is the measurement from exterior wall to exterior wall (wheel arches on the side, approx.: + 70 mm).



All models with automatic transmission as standard



Please carefully read the legal information regarding vehicle weight on pages 3-6 before concluding the contract!



Alternatively, you can scan the QR code to receive all of the key weight information!



	I 5.9 XL LE		I 6.2 XL QB
Chassis	Fiat Ducato	Mercedes-Benz Sprinter	Mercedes-Benz Sprinter
Transmission	8G automatic torque converter	9G-Tronic automatic transmission	9G-Tronic automatic transmission
Standard chassis	AL-KO low frame DA 40 heavy	AL-KO low frame DA 415 CDI	AL-KO low frame DA 415 CDI
Base engine	Diesel 2,2 l (180 HP / 132 kW)	Diesel 2,0 l (150 HP / 110 kW)	Diesel 2,0 l (150 HP / 110 kW)
Length/width/height (mm) ^{1) 2) 3)}	8.395 / 2.270 / 2.890	8.525 / 2.270 / 2.980	8.780 / 2.270 / 2.980
Wheel base (mm)	4.080 / 800	4.180 / 800	4.180 / 800
Double floor height / Double floor storage compartment (mm)	220 / 460		220 / 460
Headroom in living area (mm)	1.980		1.980
Rear garage interior height (mm)	1.200		1.120 / 1.240**
Door width / height rear garage on passenger side (LHD) (mm)	1.050 x 1.140		1.050 x 1.100
Door width / height, rear garage on passenger side (LHD) (mm)	1.050 x 1.140		1.050 x 1.100
Technically permissible gross vehicle weight (kg) ⁹⁾	5.000 / 5.500*		5.000 / 5.500*
Mass in running order (kg) ⁶⁾	3.985 (3.786 - 4.184)	3.997 (3.797 - 4.197)	4.027 (3.826 - 4.228)
Weight of additional equipment specified by the manufacturer as standard (kg) ⁷⁾	618	607	574
Max. towing capacity (kg) ¹⁰⁾	1.800	1.600	1.600
Max. number of seats with 3-point safety belt while driving (standard / optional) ⁵⁾	4 / 5 ¹⁵⁾		4 / 5 ¹⁵⁾
Sleeping berths (standard / optional)	4 / 5		4 / 5
Rear bed dimensions (mm)	2.000 / 2.000 x 850		1.950 x 1.450
Drop-down bed dimensions (mm)	1.950 x 1.600		1.950 x 1.600
Seating area bed conversion dimensions (mm)**	1.950 x 1.330 / 685		1.950 x 1.330 / 685
Refrigerator volume / of which freezer compartment (l)	153 / 29		153 / 29
Heating system	Alde WW		Alde WW
Fresh water tank volume (l) ⁵²⁾	170		170
Fresh water tank volume when filled for driving (l)	20		20
Waste water tank volume (l)	140		140
Battery capacity (Ah)	2 x 80		2 x 80
230 V / 12 V / USB sockets	5 / 2 / 2		5 / 2 / 2
Article no.	130200	130500	130510

* Optional with max. payload

** Optional Pedelec scooter garage

*** In conjunction with special equipment

**** Queen-size bed models available from January 2026

²⁾ Total vehicle width is the measurement from exterior wall to exterior wall (wheel arches on the side, approx.: + 70 mm).

Article no.	216051		212057
Super package	Weight	Fiat	Mercedes-Benz
	kg	EUR	EUR
Chassis options			
Tempmatic semi-automatic air conditioning system ³³⁾		-	3.040
Cruise control		Standard	540
Charge booster ⁴⁷⁾		210	210
Front axle with increased load bearing capacity		-	490
Leather steering wheel with multifunctional buttons option (incl. leather gear stick for manual transmission)		-	450
Instrument cluster with colour display		-	570
Rain sensor		-	230
Electric handbrake		-	570
Cab comfort seats with tilt and height adjustment (front / rear)		580	580
Wind-down rear steadies to prevent swaying when stationary		440	440
MBUX 10,2" multimedia system incl. sat nav and DAB+		-	4.490
Traffic sign assist		-	430
Habitation options			
"Carthago best view" bus mirror system with entrance lighting, electrically adjustable and heatable		410	410
XL habitation door "premium two 2,0" (width 63 cm) with double locking, window and insect screen blind		530	530
Central locking for driver's cab doors and habitation door, with "coming home" function ¹⁷⁾		580	580
Scooter garage upgrade with needle felt, luggage nets, fastening system		350	350
SOG toilet ventilation via roof flue		370	370
Truma DuoControl CS ⁷³⁾		440	440
Designer bar cabinet with glass holder and glass set above kitchen ⁶⁴⁾		430	430
USB socket in overhead storage cabinet above rear bed		110	110
Pre-wiring for solar energy system		240	240
Pre-wiring for satellite system		240	240
Pre-wiring for reversing camera (single lens)		240	240
Pioneer 6,8" radio / moniceiver incl. DAB+, pre-wiring for radio, roof aerial, speakers (4x) ^{54) 80) 88)}		1.100	-
Reversing camera system with single lens and 7" colour monitor at side of dashboard		1.150	1.150
Total for individual items		7.420	17.130
Package price		5.900	14.010
Your savings		1.520	3.120
Package weight in kg		43,5	65,5
SURCHARGE Pioneer 9" multimedia system incl. sat nav, motorhome route guidance, DAB+ ¹⁹⁾	1	910	-
SURCHARGE Fiat 10,1" multimedia system incl. sat nav, motorhome route guidance and DAB+*	1	1.450	-
SURCHARGE Reversing camera with double lens instead of single lens ⁸³⁾	1	690	690

* Only in conjunction with Chassis Plus package for Fiat

Article no.	216286		216287	
Chassis Plus package for Fiat	Weight	Single axle	Double axle	
	kg	EUR	EUR	
Faux leather steering wheel and gear lever knob		310	310	
Premium dashboard: Chrome ventilation grilles		240	240	
Fiat 16-inch alloy wheels for f40 heavy chassis / f35 in conjunction with 8G automatic torque converter		950	-	
Fiat 16-inch alloy wheels for f40 heavy chassis (double axle)		-	1.350	
Multi-functional steering wheel (radio remote control via control buttons)		310	310	
Automatic air conditioning in the cab ³³⁾		540	540	
Inductive mobile phone charging tray		340	340	
Digital instrument cluster with colour display on the dashboard ¹⁰⁴⁾		360	360	
Total for individual items		3.050	3.450	
Package price		2.900	3.250	
Your savings		150	200	
Package weight in kg		-7	-11,5	

Article no.	216270		216289
Chassis Plus package for Mercedes*	Weight	Single axle	Double axle
	kg	EUR	EUR
Engine variant 170 HP / 125 kW, Euro VI E (only in conjunction with automatic transmission) ⁹⁹⁾		2.990	2.990
16-inch alloy wheels (black) with all-weather tyres ³²⁾		1.500	-
16-inch alloy wheels (black) with all-weather tyres (double axle)		-	2.400
THERMOTRONIC fully automatic air conditioning system ³³⁾		670	670
Total for individual items		5.160	6.060
Package price		4.770	5.610
Your savings		390	450
Package weight in kg		3	3,5

*Obligatory for Mercedes-Benz Sprinter 3-axle models

Article no.	212321		212320
Mercedes-Benz Driver's Assistance package* 56)	Weight	Single axle	Double axle
	kg	EUR	EUR
DISTRONIC Active Distance Assist		✓	✓
Active Lane Departure Warning Assist		✓	✓
Tyre pressure monitoring system		✓	-
Package price		880	820
Package weight in kg		0	0

* Only in conjunction with MBUX 10,2" multimedia system and 9G-Tronic automatic transmission. Active Brake Assist and Active Drive Drowsiness Detection included as standard

Article no.		210743
Kitchen / Coffee package	Weight	
	kg	EUR
Voltage transformer for 12 V to 230 V, 2.000 W, mains priority circuit		1.950
Capsule coffee machine with connector kit incl. pull-out system		410
Total for individual items	11,5	2.360
Package price		2.020
Your savings		340

Article no.		210451	210464
Living Area TV package*	Weight	32" (not XL)	40"* (XL only)
	kg	EUR	EUR
Pull-out TV system in side bench seat		710	-
32" Smart LED TV ³⁹⁾		1.980	-
Electric pull-out for smart LED TV		-	980
40" Smart LED TV ³⁹⁾		-	2.090
Total for individual items		2.690	3.070
Package price		1.860	2.290
Your savings		830	780
Package weight in kg		10	18
SURCHARGE Teleco Flatsat Classic 85 satellite system with CI Slot ^{12) 23)}	15	2.970	2.970

* Obligatory in XL models:

Article no.		210591	210581	210584
Sleeping Area TV package	Weight	4,9 LE, 4,9 LE L, 5,9 XL LE	5,0 QB L	5,0 QB, 6,2 XL QB
	kg	EUR	EUR	EUR
TV cabinet in sleeping area with special pull-out TV system ³⁶⁾		920	-	-
TV wall bracket in sleeping area ³⁶⁾		-	500	-
24" Smart LED TV in sleeping area ^{23) 39)}		1.460	1.460	-
Pre-wiring for TV connection incl. cable set in canopy and cover panel ³⁶⁾		-	-	290
24" Smart LED TV in sleeping area incl. TV bracket, contact switch ^{23) 39) 86)}		-	-	1.950
Total for individual items		2.380	1.960	2.240
Package price		1.640	1.400	1.550
Your savings		740	560	690
Package weight in kg		12,5	7	6,5
SURCHARGE satellite system Teleco Flatsat Easy Skew Smart 90 / twin LNB for 2nd TV ^{12) 23)}	30	3.150	3.150	3.150

Article no.		210805	216005
ALDE Polar package (except XL models)	Weight	Fiat	Mercedes
	kg	EUR	EUR
Insulating mat for front and side windows, outside		460	460
Insulating mat for cab foot well, inside		210	-
Insulated double-glazing in side windows / door windows in cab		1.150	1.150
Alde hot water heating, 230 V / gas mode with booster in cab		3.400	3.400
Alde heat exchanger (uses engine heat)		1.180	1.180
Total for individual items		6.400	6.190
Package price		4.900	4.690
Your savings		1.500	1.500
Package weight in kg		83,5	82,5

Article no.		€ incl. 19% VAT	kg	I4,9 LE	I4,9 LE L	I5,0 QB	I5,0 QBL	I5,9 XL LE	I6,2 XL QB
Fiat Ducato chassis									
310071	180 HP / 132 kW engine, Euro VIe, f40 heavy, 8-speed automatic torque converter ¹⁰⁾ ⁶⁷⁾	Standard	-	X	X	X	X	X	X
311810	Reinforced front axle springs for optimal ride comfort ⁵⁷⁾	620	-	O	O	O	O	O	O
311815	AL-KO "ACS" High Performance front axle spring strut ⁵⁷⁾	1.490	-	O	O	O	O	O	O
310469	Load increase from 4.250 kg to 4.500 kg with Fiat Ducato f40 heavy	340	-	O	O	O	O	-	-
212420	Weight increase from 5.000 kg to 5.500 kg permissible total vehicle weight (AL-KO Air Premium X4) ³⁰⁾	16.130	82	-	-	-	-	O	O
212411	Load increase from 5.000 kg to 5.400 kg permissible total vehicle weight (front axle with "ACS" high-performance spring strut) ³⁰⁾ ⁴⁹⁾	2.630	-	-	-	-	-	O	O
212416	Load increase from 5.000 kg to 5.500 kg permissible total vehicle weight (front axle with "ACS" high-performance spring strut, rear axle with AL-KO "Air Premium X2") ³⁰⁾ ⁴⁹⁾	8.560	60	-	-	-	-	O	O
210338	Fiat 10,1" multimedia system incl. sat nav, motorhome route guidance and DAB+ ⁵¹⁾	1.450	1	O	O	O	O	O	O
Mercedes-Benz Sprinter chassis									
310467	Load increase from 4.200 kg to 4.500 kg	340	-	O	O	O	O	-	-
310468	Load increase from 5.000 kg to 5.500 kg (double axle)	580	-	-	-	-	-	O	O
410011	Cab access entrance step, electric retraction and extension	580	7	O	O	O	O	O	O
Further chassis options									
330070	Heated seats in cab (driver's / passenger's seat)	800	2	O	O	O	O	O	O
330840	AL-KO Air Premium X2, full pneumatic suspension on rear axle (Fiat Ducato) ¹³⁾	4.790	49	O	O	O	O	-	-
330860	AL-KO Air Premium X2, full pneumatic suspension on rear axle (Fiat Ducato) ¹³⁾	5.940	70	-	-	-	-	O	O
330880	AL-KO Air Premium X4, 4-channel full pneumatic suspension on rear and front axle (Fiat Ducato) ¹³⁾ ²⁰⁾	12.990	59	O	O	O	O	-	-
330900	AL-KO Air Premium X4, 4-channel full pneumatic suspension on rear and front axle (Fiat Ducato) ¹³⁾ ²⁰⁾	14.990	80	-	-	-	-	O	O
330841	AL-KO Air Premium X2, full pneumatic suspension on rear axle including PSM module (Mercedes-Benz)	7.390	57	O	O	O	O	-	-
330861	AL-KO Air Premium X2, full pneumatic suspension on rear axle including PSM module (Mercedes-Benz) ⁸⁾ ¹³⁾	9.590	94	-	-	-	-	O	O
330842	AL-KO Air Premium X4, full pneumatic suspension on rear and front axle including PSM module (Mercedes-Benz)	14.690	63	O	O	O	O	-	-
330862	AL-KO Air Premium X4, full pneumatic suspension on rear and front axle including PSM module (Mercedes-Benz) ⁸⁾ ¹³⁾ ²⁰⁾	16.890	99	-	-	-	-	O	O
331341	AL-KO HY4 hydraulic supporting jack system at front and rear ⁴⁸⁾	8.280	70	O	O	O	O	O	O
311400	Removable tow bar	1.900	38	O	O	O	O	O	O
311430	Removable tow bar in conjunction with pedelec scooter garage	2.290	41	-	-	O	O	-	O
Habitation exterior									
410123	Central locking for exterior hatches and scooter garage hatches ⁹⁸⁾	720	5	O	O	O	O	O	O
410150	Additional security locks for cab door and habitation door	710	2	O	O	O	O	O	O
410260	"Silverline" exterior colour concept (driver's cab and habitation in silver) ²¹⁾	3.950	5	O	O	O	O	O	O
410580	Roof-mounted awning aluminium cassette, grey canvas, length: 5,0 m	2.100	63,5	O	O	O	O	O	O
410601	Roof-mounted awning aluminium cassette, grey canvas, length: 5,5 m	2.340	72	-	O	-	O	O	O
410640	Electric roof-mounted awning (230 V) aluminium cassette, grey canvas, length: 5,5 m ⁴³⁾	3.010	75,5	-	O	-	O	O	O
410670	Electric roof-mounted awning (230 V) aluminium cassette, grey canvas, length: 6,0 m ⁴³⁾	3.330	81,5	-	-	-	-	O	O
410690	LED light strip on roof-mounted awning	350	5	O	O	O	O	O	O
410660	Insulating mat for front and side windows, outside	460	6,5	●	●	●	●	O	O
410700	Insulated double glazing in side windows / door windows in cab	1.150	10,5	●	●	●	●	X	X
410114	Patented Pedelec scooter garage, loading height of up to 124 cm ⁴²⁾ ⁶⁶⁾	590	11	-	-	O	O	-	O
410925	Push-in and transport system for 2 Pedelecs / E-bikes ⁷¹⁾	730	28,5	-	-	O	O	-	O
Electrical system									
510054	150 Ah lithium-ion battery including battery computer and separate touch display ⁵⁵⁾	2.200	-35,5	O	O	O	O	O	O
510055	2nd 150 Ah lithium-ion battery, total 300 Ah, including battery computer	2.410	11,5	O	O	O	O	O	O
510081	Solar energy system: 2 x 110 Watt ¹²⁾	1.990	16,5	O	O	O	O	O	O
510180	Voltage transformer for 12 V to 230 V, 2.000 W with mains priority circuit ¹⁰³⁾ ¹¹⁰⁾	1.950	8	●	●	●	●	●	●
510501	Carthago Smart: Control and monitor your on-board technology using a smartphone app (available from January 2026) ¹¹⁸⁾	420	n.a.	O	O	O	O	O	O
510255	Socket package with additional sockets (3 x 230 V, 2 x USB) ⁴⁵⁾	490	2,5	O	O	O	O	O	O
510201	Carthago Security alarm system ³⁵⁾	1.420	3	O	O	O	O	O	O

Article no.		€ incl. 19% VAT	kg	I4,9 LE	I4,9 LE L	I5,0 QB	I5,0 QBL	I5,9 XL LE	I6,2 XL QB
Gas Water Miscellaneous									
610021	Gas filter for Truma DuoControl CS (recommended) ⁹⁵⁾	220	0,5	○	○	○	○	○	○
610120	Exterior gas connection behind double floor exterior storage space on passenger side (LHD)	270	1	○	○	○	○	○	○
610140	Hot / cold outdoor shower in scooter garage on passenger side (LHD)	350	2,5	○	○	○	○	○	○
610220	Thetford C 260 toilet with ceramic insert ⁹²⁾	230	9	○	○	○	○	○	○
610500	Aluminium chequered plate floor for scooter garage ⁶⁶⁾	180	11	○	○	○	○	○	○
Kitchen Appliances									
550081	Tec-Tower 153-litre fridge freezer with separate gas oven ⁷⁵⁾	880	16,5	○	○	○	○	○	○
550067	Gas oven with grill function in kitchen base cabinet ³⁷⁾	1060	8,5	○	○	○	○	○	○
550286	Capsule coffee machine with connector kit incl. pull-out system	410	3,5	●	●	●	●	●	●
Heating Air conditioning									
650040	Truma Combi 6E (additional electric heating element 2 x 900 W / 230 V) ⁶³⁾	740	1	○	○	○	○	-	-
650230	Alde hot water heating, 230 V / gas mode with booster in driver's cab ⁶³⁾	3.400	56	●	●	●	●	X	X
650240	Alde heat exchanger (use of engine heat) ⁶⁵⁾	1.180	9,5	●	●	●	●	○	○
650260	Truma Aventa Comfort roof-mounted air conditioning system ¹²⁾ ¹⁴⁾	2.710	31	○	○	○	○	○	○
Multimedia									
710029	Pioneer 9" multimedia system incl. sat nav, motorhome route guidance, DAB+ (Fiat Ducato) ¹⁹⁾	1.560	3	○	○	○	○	○	○
710503	32" pull-out TV system in side bench seat ³⁶⁾	710	2	●	●	●	●	-	-
710548	32" Smart LED TV for pull-out TV system ³⁹⁾	1.980	8	●	●	●	●	-	-
710505	40" Smart LED TV incl. electric pull-out system ³⁹⁾ ¹¹⁴⁾	3070	18	-	-	-	-	●	●
710481	TV cabinet in sleeping area with pull-out TV system and connector kit ³⁶⁾	920	8,5	●	●	-	-	●	-
910460	Additional TV connection in sleeping area ²⁵⁾ ³⁶⁾	340	1,5	●	●	-	●	●	-
710477	Pre-wiring for TV connection in sleeping area incl. cable set and cover panel	290	1	-	-	●	-	-	●
710472	24" Smart LED TV in sleeping area, TV cabinet or bathroom rear panel ²³⁾ ²⁵⁾ ³⁹⁾ ⁸⁷⁾	1.460	4	●	●	-	●	●	-
710478	24" Smart LED TV in sleeping area incl. TV bracket, power contact switch, TV signal ²³⁾ ³⁹⁾ ⁸⁶⁾	1.950	5,5	-	-	●	-	-	●
710575	Service camera at waste water tank outlet pipe ⁸⁵⁾ ¹⁰⁰⁾	570	0,5	○	○	○	○	○	○
Satellite systems									
750041	Teleco Flatsat Classic 85 satellite system with CI slot ¹²⁾ ²³⁾	3.450	15	○	○	○	○	○	○
750046	Satellite system Teleco Flatsat Easy Skew Smart 90 / Twin LNB for second TV ¹²⁾ ²³⁾	3.810	16,5	○	○	○	○	○	○
Interior									
810042	"Cortina" style range ⁷⁸⁾	690	-	○	○	○	○	○	○
810100	Carpet for living area	370	7,5	○	○	○	○	○	○
810120	Carpet for cab area	190	2	○	○	○	○	○	○
810465	"Sky Dream Comfort" cab incl. two panoramic skylights ⁷⁶⁾	2.290	10	○	○	○	○	○	○
810340	Drop-down bed with Carawinx sprung base system instead of slatted frame	520	5	○	○	○	○	○	○
810580	Lounge seating area can be converted into a sleeping berth ⁶⁹⁾	590	7,5	○	○	○	○	○	○
810685	Front round seating area with extended L-side	320	5,5	○	○	○	○	-	-
810686	Decorative curtain and blind for windows in the lounge seating area and sleeping area ¹¹⁵⁾	320	8	○	○	○	○	○	○
810680	5th seat in side bench seat with 3-point seat belt ⁵⁾	1.030	10	○	○	○	○	○	○
Living area materials									
850304	London 25 fabric combination	Standard	-	X	X	X	X	X	X
850640	Davos/faux leather fabric combination	420	1	○	○	○	○	○	○
850505	Pearl part leather	1.490	2	○	○	○	○	○	○
850507	Anthracite part leather	1.490	2	○	○	○	○	○	○
850508	Pearl leather	3.680	3	○	○	○	○	○	○
850740	Macchiato leather (available from December 2025)	3.680	3	○	○	○	○	○	○
850501	Sleeping environments & soft furnishings set: decorative cushions, bed throw, fitted sheet set ²⁶⁾	410	3,5	○	○	○	○	○	○

chic e-Line



FIAT
PROFESSIONAL
AL-KO


Mercedes-Benz
AL-KO

The jewel in the crown of the Carthago liner class:

more comfort, more self-sufficiency, more independence

Exclusive exterior design:



- Carthago full LED headlights
- Modern GRP bus rear
- Carthago rear lights with dynamic LED indicators

Living area concept:



- Two-level room concept with headroom in the living area: 2,11 m
- Spacious and extra comfortable round seating area for up to 6 people

Double floor with huge, heated storage space:



- Usable height up to 70 cm
- Exterior access via several large hatches. Convenient interior access via the seat bench cover of the round seating area, the swing-up side bench seat and large living area floor hatches
- Large, central through-loading storage compartment (interior height 22 cm) with extra-low double floor storage compartment (usable height 46 cm), conveniently loadable through the XL habitation door via the large, self-supporting living area floor hatches
- Entire double floor heated with climate storage function

Maximum self-sufficiency:




- 235 l fresh water / 185 l waste water
- 150 Ah lithium-ion battery as standard
- Alde warm water heating technology
- Optional unlimited electric power pack with Mastervolt premium technology

AL-KO low frame Carthago special:



- Fiat Ducato AL-KO single axle up to 4,8 t / double axle up to permissible total weight of 5,5 t
- Mercedes-Benz AL-KO single axle up to 4,5 t / double axle up to permissible total weight of 5,5 t

Digital on-board management - smart, intuitive, connected



Carthago is entering the future of vehicle control with its new digital on-board management system. Whether on the large 10-inch touch panel or via the optional app when you're on the go – all key functions can be controlled centrally and are always in view.

★ Standard equipment highlights

Fiat Ducato

- 8G automatic torque converter as standard (Fiat Ducato)
- Faux leather steering wheel and gear lever knob
- Multi-functional steering wheel (radio remote control via control buttons)
- Digital instrument cluster with colour display in dashboard

Mercedes-Benz Sprinter

- 9G-Tronic automatic transmission incl. hillholder
- Active Brake Assist and Driver Drowsiness Detection
- Leather steering wheel with multifunctional buttons option (incl. leather gear stick for manual transmission)
- Instrument cluster with colour display

General

- Carthago full LED headlights (dipped and main beam) including LED daytime running lights
- Reversing camera system with single lens and 7" colour monitor at side of dashboard
- Scooter garage upgrade with needle felt, luggage nets, fastening system
- Thetford C260 toilet with ceramic insert
- Heated battery centre, 150 Ah lithium battery in double floor, accessible from scooter garage (in Fiat single-axle models via double floor storage compartment on passenger side (LHD)), main power switch
- 10-inch digital control panel with capacitive touch display for viewing fill levels and on-board controls behind technical panel above habitation door

Chassis

Carthago special AL-KO low frame

All-weather tyres (M+S)

16-inch steel wheels

Fog lights

Mud flaps on front and rear axle

Fix & Go breakdown kit

“Carthago best view” bus mirror system with entrance lighting, electrically adjustable and heatable

Fiat Ducato with AL-KO low frame

Engine: 2,2 l diesel Multijet 3 with Adblue (19 l), 180 HP / 132 kW, 4 cylinders, 450 Nm, Euro VIe, 8-speed automatic torque converter transmission, front-wheel drive

Start / Stop system

Side wind assistant (single axle models), cruise control, ABS, ESP, ASR, electric immobiliser, Hillholder, hill descent control, traction plus, trailer stability control, collision braking system ⁶⁵⁾

Driver / passenger airbag ¹¹⁾

Manual air conditioning system

90-litre fuel tank

Premium dashboard: Chrome ventilation grilles

Glove compartment

Wheel trims with Carthago lettering

Reinforced front axle spring with increased axle load up to 2,3 t

Mercedes-Benz Sprinter with AL-KO low frame

Engine: 2,0 l diesel with Adblue (22 l), 150 HP / 110 kW, 4 cylinders, 330 Nm, Euro VI E, front-wheel drive

Start / Stop system

Keyless Start incl. Start/Stop button

Driver / passenger airbag ¹¹⁾

Side wind assistant (single axle model), Hillholder, ABS, ASR, EBV, ESP

Driver and passenger cup holders, glove compartment on passenger side (LHD)

Hinged lid for storage compartment

Automatic driving light control

Mercedes-Benz emergency call system, breakdown management

Fleece battery 12 V / 92 Ah

Wide-gauge front axle

92-litre fuel tank

Cruise control

Original Mercedes-Benz wheel trims

Reinforced front axle with increased axle load of 2,1 t

Pre-wiring (cable set) for habitation door central locking system

Electric warm air auxiliary heating in driver's cab

Rain sensor

Liner premium-class body construction

10-year water ingress warranty
Wood-free body construction with GRP roof and floor covering
Roof/wall connection via curved roof and frame member
Roof rail system at side with rainwater drainage
Side and rear walls with aluminium on the interior and exterior
RTM hard foam insulating core in roof, floor and side wall
Floor to side wall connection using aluminium frame member bonded over its entire surface with additional cold stop
Total wall and roof thickness, 38 mm
Body with lightning strike protection / Faraday cage
Exterior hatches made from original "Carthago Isoplus" side wall material
Internal/external hatch seal, outer seal as water spray protection
Exterior hatches and habitation door with internal hinges
Fuel tank flap flush-mounted in side wall
Segmented side skirts made from aluminium profile
GRP bus rear with double-shell insulation, separate rear bumper
Carthago rear lights with dynamic LED indicators
Seitz de Luxe habitation window, double frame with insulated glazing and no thermal bridge and flat outer window surface, insect screen blind and pleated blackout blind
LED exterior light above habitation door with rain deflector
Electrically extending entrance step for habitation door with warning buzzer

driver's cab concept

Dashboard sloping steeply towards front (view of road surface in Fiat 2,77 m, in Mercedes-Benz 3,77 m)
Extra-high panoramic windscreen with increased depth
Pleated blackout blinds behind side windows (operated from the side)
Front mask in GRP, with double-shell insulation
Cab seats further apart: better vision and more access width in cab
Cab door with security double locking system, electric windows, rain gutter
Soundproofing for engine compartment
Aguti "Roadliner" driver's and passenger's comfort seats with Carthago label with tilt and height adjustment (front / back), in living area material, rotatable, with integrated seat belts and padded armrests
Dashboard with leather-covered moulded part, practical sideboard, as well as pre-wiring for integrated reversing camera monitor and bottle holder
Leather-covered bottom panelling for drop-down bed, LED spotlights and storage compartments
Headroom beneath drop-down bed of up to 190 cm
Sideboard on passenger side (LHD) with two convactor heaters and storage space above

Cab heating concept

Insulated double glazing in cab: side and door windows
Convactor package with 2-speed fan (booster) beneath driver's seat (Fiat), or in sideboard (Mercedes-Benz), for targeted footwell heating
Electric, pleated windscreen blind with honeycomb-structure insulation and individually programmable privacy and sun visor function
Dashboard surface targeted heating for additional heating of the cab area (panel heating effect): integrated convactor heaters with circulation baffle plate (double convectors on driver's and passenger's sides)
Cab entry door: targeted heating with additional convactor

Double floor storage compartment

Usable height up to 70 cm
Through-loading storage compartment with lighting and heating
Outside access via several large hatches
Interior access via the round lounge seating area with patented fitting, swing-up side bench seat and via the large living area floor hatches
Central through-loading storage compartment (interior height 22 cm) with low double floor storage compartment (usable height 46 cm)

Large scooter garage

- Scooter garage load capacity up to 450 kg
- Large garage hatches on passenger's and driver's sides, with gas struts
- Garage floor with GRP on top and bottom, anti-slip coating
- With all-around frost-proof insulation and heating
- Lashing system via aluminium frame member, including eight lashing eyes
- Outdoor shower in scooter garage on passenger side (LHD) (hot / cold)

Interior design

- "Linea chiara" style range: Noce Fino furniture finish with overhead cabinet fronts in high-gloss ivory and lotus white

Living area

- Inside of walls and roof with microfibre, climate-regulating wall covering
- Large front round seating area with wide side bench seat
- XL models: XL round seating area with long side sofa including pull-out sleeping and seating surface on passenger side (LHD)
- Heki III panoramic skylight above lounge seating area with LED spotlights
- Living area window above side bench seat on passenger side (LHD)
- Luxury living area table, movable in two directions (via foot pedal)
- Swivel-out shoe cabinet with storage system integrated in bench seat base, locking mechanism via electric central locking in kitchen
- Seat upholstery with multilayer premium foam core and back support function
- "Durafix" double connecting technology: furniture parts screwed together and mortised
- Hatch closer with soft closing mechanism
- Removable decorative curtain, Roman blind system can be adjusted and fixed vertically

Kitchen

- Comfort corner kitchen with pull-out kitchen counter to extend work surface, easily accessible storage spaces, bottle holder and two waste bins
- Kitchen work surface in "Savannah" finish with Corian drip edge
- Worktop lit from underneath with LED light strip
- "Easy glide" kitchen drawers with roller-mounted and soft-close mechanism
- Electric central locking in the kitchen area including bar cabinet and shoe cabinet
- Separate cutlery drawer with organiser
- 3-ring hob with divided glass cover for additional storage space with robust cast-iron trivet and easy-clean glass base
- Round stainless steel sink embedded in work surface with multifunctional sink cover including wall holder for extending size of worktop
- Designer mixer tap in metal with pull-out spray head
- Kitchen rear wall in cream decorative glass
- Coffee machine lift can be lowered from overhead storage cabinet
- Large refrigerator with door opening on both sides, separate freezer compartment, automatic energy source selection 12 V / 230 V / gas mode
- Slide-out storage cabinet
- Electric roof light fan

Bathroom | Dressing room

Dressing room & room partitioning

- Dressing room incl. Mini Heki skylight with lockable partition door or solid wood sliding door (XL models) to living area
- Solid wood sliding door in front of sleeping area (50 LE models)
- Pull-out TV wall and room divider in front of sleeping area (51 QB models)
- Solid wood sliding door in front of sleeping area with full length mirror (XL models)
- Floor-to-ceiling wardrobe with two clothes rails and shelf integrated in the dressing room (50 LE models, XL models)

Luxury bathroom with separate shower room

- Waterproof shower floor inlay in same design as living area floor
- Rain shower with roof light, headroom 1,98 m
- Shower tray and shower corner pillar in dark granite look, shower walls in marble design incl. clothes hooks
- Shower tray in dark granite look, shower corner pillar in high-gloss ivory look with clothes hooks
- Hand-held shower head height-adjustable on chrome rail (not 51 QB model)
- Washbasin base cabinet unit with toilet roll holder, mirrored storage cabinet
- Luxury bathroom door with 3-way function (washroom double door for toilet and room partitioning from living area)

XL bathroom with XL room concept

- Open wash area and designer washbasin
- Mini Heki skylight
- XL round shower with waterproof shower floor inlay in same design as living area floor and “one level” step-free shower access
- Rain shower with roof light, including pleated blackout blind
- Hand-held shower head height-adjustable on chrome rail
- Shower tray and shower corner pillar in dark granite look, shower walls in marble design incl. clothes hooks
- Additive hot water underfloor heating: additional heating coils in double floor area of bathroom
- Micro-Heki skylight in toilet
- Separate toilet with side window, towel warmer as well as extra legroom

Sleeping

Drop-down bed above cab area

- Slatted frame and high-quality mattress
- Extra-low positioning of the bed: access via side seat
- Wobble-free support when in sleeping position, bookshelf and LED spotlights
- Partition curtain between drop-down bed and living area
- Mini Heki skylight

Fixed beds in rear area

- Carawinx medically endorsed point elastic sleeping system, heated and ventilated
- 7-zone, high-quality cold foam mattress
- Mini Heki skylight
- Raisable head section

Lengthways single beds

- Pull-out comfort access steps with additional storage space, including extended sleeping area
- Integrated TV cabinet in sleeping area with shelf
- Wardrobes beneath the beds, lowered into the double floor, with lift function and divided mattress
- All-around overhead storage cabinets

On-board technology

Water

- Fresh water and waste water tank in heated double floor, cleaning opening via living area floor hatch or scooter garage (depending on model)
- Ball-type drain tap positioned in the double floor, protected from frost (central water drain)
- Low-maintenance pressurised water pump system
- Waste water hose kit with bayonet connection

Gas

- External gas bottle compartment in low position
- Holds 2 x 11 kg gas bottles
- Truma DuoControl CS
- Main gas taps in kitchen area

Electrical system

Easily accessible electrical centre in scooter garage, including charger / fuses/ fuse protection, 36A (2x 18A) automatic charger, electronic adjustment, automatic cut-off when voltage too low, including starter battery charging function

230 V socket in seating area, entrance area, kitchen, bathroom, scooter garage

12 V socket in cab (Fiat: 2x, Mercedes-Benz: 1X), scooter garage

USB socket in cab (Fiat: 3x, Mercedes-Benz: 1x) and in overhead storage cabinet above rear bed

Innovative lighting concept

Lighting system with numerous LED spotlights in cab, living area and dressing room with stepless dimming

Ceiling canopy with additional LED spotlights and indirect LED lighting

LED accent light with backlighting in the entrance area

LED accent light in kitchen area / plinth of seat bench

LED accent light with backlighting in curved bathroom wall

Night lighting in floor with LED spotlights, can be switched on from entrance and sleeping area

Living area step to dressing room with flush-fitted panel lighting

TV and pre-wiring

"Quick up" pull-out TV system in backrest of side bench seat for 32", pre-wiring for 32"/40" LED flatscreen TV

Pre-wiring for solar energy system

Pre-wiring for satellite system

Pre-wiring for reversing camera (single lens)

Alde warm water heating technology

Alde hot water heating (with separate heating circuit in XL models), operated using 230 V electricity or gas, including 230 V heating cartridge, hot water boiler, bleed valves, numerous convactor heaters in cab, dashboard, living area, double floor and scooter garage

Underfloor heating effect due to heated double floor with heat storage

Additive hot water underfloor heating: additional heating coils in double floor area of XL bathroom

Dashboard with targeted heating for additional heating of the cab area: insulated sandwich area beneath dashboard with warm water heating coils for surface heating booster: convactor package with 2-speed fan underneath driver's seat, additional convactor heater at entry door



All models with automatic transmission as standard



Please carefully read the legal information regarding vehicle weight on pages 3-6 before concluding the contract!



Alternatively, you can scan the QR code to receive all of the key weight information!



	I 50 LE	I 50 LE DA	
Chassis	Fiat Ducato	Fiat Ducato	Mercedes-Benz Sprinter
Transmission	8G automatic torque converter	8G automatic torque converter	9G-Tronic automatic transmission
Standard chassis	AL-KO low frame 40 heavy	AL-KO low frame DA 40 heavy	AL-KO low frame DA 415 CDI
Base engine	Diesel 2,2 l (180 HP / 132 kW)	Diesel 2,2 l (180 HP / 132 kW)	Diesel 2,0 l (150 HP / 110 kW)
Length/width/height (mm) ^{1) 2) 3)}	7.890 / 2.270 / 3.080	7.890 / 2.270 / 3.090	8.080 / 2.270 / 3.120
Wheel base (mm)	4.543	3.820 / 800	3.920 / 800
Double floor height / Double floor storage compartment (mm)	220 / 460	220 / 460	
Headroom in living area / dressing room / sleeping area (mm)	2.110 / 1.980	2.110 / 1.980	
Rear garage interior height (mm)	1.320	1.320	
Door width / height rear garage on passenger side (LHD) (mm)	1.150 x 1.280	1.150 x 1.280	
Door width / height, rear garage on passenger side (LHD) (mm)	1.150 x 1.280	1.150 x 1.280	
Technically permissible gross vehicle weight (kg) ⁹⁾	4.500 / 4.800*	5.000 / 5.500*	
Mass in running order (kg) ⁶⁾	3.927 (3.730 - 4.123)	4.087 (3.882 - 4.291)	4.101 (3.896 - 4.306)
Weight of additional equipment specified by the manufacturer as standard (kg) ⁷⁾	185	523	507
Max. towing capacity (kg) ¹⁰⁾	1.800	1.800	1.600
Max. number of seats with 3-point safety belt while driving (standard / optional) ⁵⁾	4 / 5 ¹⁵⁾	4 / 5 ¹⁵⁾	
Sleeping berths (standard / optional)	4 / 5	4 / 5	
Rear bed dimensions (mm)	2.010 / 2.030 x 850	2.010 / 2.030 x 850	
Drop-down bed dimensions (mm)	1.950 x 1.600	1.950 x 1.600	
Seating area bed conversion dimensions (mm)**	1.930 x 1.290 / 845	1.930 x 1.290 / 845	
Refrigerator volume / of which freezer compartment (l)	153 / 29	153 / 29	
Heating system	Alde WW	Alde WW	
Fresh water tank volume (l) ⁵²⁾	235	235	
Fresh water tank volume when filled for driving (l)	50	50	
Waste water tank volume (l)	185	185	
Battery capacity (Ah)	150 Ah lithium	150 Ah lithium	
230 V / 12 V / USB sockets	5 / 3 / 2	5 / 3 / 2	5 / 2 / 1
Article no.	132138	132148	132448

* Optional with max. payload

** In conjunction with special equipment

²⁾ Total vehicle width is the measurement from exterior wall to exterior wall (wheel arches on the side, approx.: + 70 mm).



All models with automatic transmission as standard



Please carefully read the legal information regarding vehicle weight on pages 3-6 before concluding the contract!



Alternatively, you can scan the QR code to receive all of the key weight information!



	I 51 QB	I 51 QB DA	
Chassis	Fiat Ducato	Fiat Ducato	Mercedes-Benz Sprinter
Transmission	8G automatic torque converter	8G automatic torque converter	9G-Tronic automatic transmission
Standard chassis	AL-KO low frame 40 heavy	AL-KO low frame DA 40 heavy	AL-KO low frame DA 415 CDI
Base engine	Diesel 2,2 l (180 HP / 132 kW)	Diesel 2,2 l (180 HP / 132 kW)	Diesel 2,0 l (150 HP / 110 kW)
Length/width/height (mm) ^{1) 2) 3)}	7.910 / 2.270 / 3.080	7.910 / 2.270 / 3.090	8.110 / 2.270 / 3.120
Wheel base (mm)	4.543	3.820 / 800	3.920 / 800
Double floor height / Double floor storage compartment (mm)	220 / 460	220 / 460	
Headroom in living area / dressing room / sleeping area (mm)	2.110 / 1.980	2.110 / 1.980	
Rear garage interior height (mm)	1.120 / 1.240**	1.120 / 1.240**	
Door width / height rear garage on passenger side (LHD) (mm)	1.150 x 1.080	1.150 x 1.080	
Door width / height, rear garage on passenger side (LHD) (mm)	1.150 x 1.080	1.150 x 1.080	
Technically permissible gross vehicle weight (kg) ⁹⁾	4.500 / 4.800*	5.000 / 5.500*	
Mass in running order (kg) ⁶⁾	3.897 (3.702 - 4.091)	4.057 (3.854 - 4.259)	4.071 (3.867 - 4.274)
Weight of additional equipment specified by the manufacturer as standard (kg) ⁷⁾	215	553	537
Max. towing capacity (kg) ¹⁰⁾	1.800	1.800	1.600
Max. number of seats with 3-point safety belt while driving (standard / optional) ⁵⁾	4 / 5 ¹⁵⁾	4 / 5 ¹⁵⁾	
Sleeping berths (standard / optional)	4 / 5	4 / 5	
Rear bed dimensions (mm)	2.000 x 1.450	2.000 x 1.450	
Drop-down bed dimensions (mm)	1.950 x 1.600	1.950 x 1.600	
Seating area bed conversion dimensions (mm) ***	1.930 x 1.290 / 845	1.930 x 1.290 / 845	
Refrigerator volume / of which freezer compartment (l)	153 / 29	153 / 29	
Heating system	Alde WW	Alde WW	
Fresh water tank volume (l) ⁵²⁾	235	235	
Fresh water tank volume when filled for driving (l)	50	50	
Waste water tank volume (l)	185	185	
Battery capacity (Ah)	150 Ah lithium	150 Ah lithium	
230 V / 12 V / USB sockets	5 / 3 / 2	5 / 3 / 2	5 / 2 / 1
Article no.	132178	132188	132488

* Optional with max. payload

** Optional Pedelec scooter garage

*** In conjunction with special equipment

²⁾ Total vehicle width is the measurement from exterior wall to exterior wall (wheel arches on the side, approx.: + 70 mm).



All models with automatic transmission as standard



Please carefully read the legal information regarding vehicle weight on pages 3-6 before concluding the contract!



Alternatively, you can scan the QR code to receive all of the key weight information!



	I 61 XL LE		I 64 XL QB	
Chassis	Fiat Ducato	Mercedes-Benz Sprinter	Fiat Ducato	Mercedes-Benz Sprinter
Transmission	8G automatic torque converter	9G-Tronic automatic transmission	8G automatic torque converter	9G-Tronic automatic transmission
Standard chassis	AL-KO low frame DA 40 heavy	AL-KO low frame DA 415 CDI	AL-KO low frame DA 40 heavy	AL-KO low frame DA 415 CDI
Base engine	Diesel 2,2 l (180 HP / 132 kW)	Diesel 2,0 l (150 HP / 110 kW)	Diesel 2,2 l (180 HP / 132 kW)	Diesel 2,0 l (150 HP / 110 kW)
Length/width/height (mm) ^{1) 2) 3)}	8.590 / 2.270 / 3.090	8.780 / 2.270 / 3.120	8.840 / 2.270 / 3.090	9.030 / 2.270 / 3.120
Wheel base (mm)	4.240 / 800	4.340 / 800	4.240 / 800	4.340 / 800
Double floor height / Double floor storage compartment (mm)	220 / 460		220 / 460	
Headroom in living area / dressing room / sleeping area (mm)	2.110 / 1.980		2.110 / 1.980	
Rear garage interior height (mm)	1.320		1.120 / 1.240**	
Door width / height rear garage on passenger side (LHD) (mm)	1.110 x 1.280		1.150 x 1.080	
Door width / height, rear garage on passenger side (LHD) (mm)	1.110 x 1.280		1.150 x 1.080	
Technically permissible gross vehicle weight (kg) ⁹⁾	5.000 / 5.500*		5.000 / 5.500*	
Mass in running order (kg) ⁶⁾	4.277 (4.063 - 4.490)	4.291 (4.076 - 4.505)	4.317 (4.101 - 4.532)	4.341 (4.124 - 4.558)
Weight of additional equipment specified by the manufacturer as standard (kg) ⁷⁾	324	308	281	255
Max. towing capacity (kg) ¹⁰⁾	1.800	1.600	1.800	1.600
Max. number of seats with 3-point safety belt while driving (standard / optional) ⁵⁾	4 / 5 ¹⁵⁾		4 / 5 ¹⁵⁾	
Sleeping berths (standard / optional)	4 / 5		4 / 5	
Rear bed dimensions (mm)	2.000 / 2.000 x 850		2.000 x 1.450	
Drop-down bed dimensions (mm)	1.950 x 1.600		1.950 x 1.600	
Seating area bed conversion dimensions (mm) ***	1.940 x 1.480 / 845		1.940 x 1.480 / 845	
Refrigerator volume / of which freezer compartment (l)	153 / 29		153 / 29	
Heating system	Alde WW		Alde WW	
Fresh water tank volume (l) ⁵²⁾	235		235	
Fresh water tank volume when filled for driving (l)	50		50	
Waste water tank volume (l)	185		185	
Battery capacity (Ah)	150 Ah lithium		150 Ah lithium	
230 V / 12 V / USB sockets	5 / 3 / 2	5 / 2 / 1	5 / 3 / 2	5 / 2 / 1
Article no.	132212	132412	132222	132422

* Optional with max. payload

** Optional Pedelec scooter garage

*** In conjunction with special equipment

²⁾ Total vehicle width is the measurement from exterior wall to exterior wall (wheel arches on the side, approx.: + 70 mm).

Article no.	216082		212088
Super package	Weight	Fiat	Mercedes-Benz
	kg	EUR	EUR
Chassis options			
Tempmatic semi-automatic air conditioning system ³³⁾		-	3.040
Automatic air conditioning in cab		540	-
Charge booster 70A ⁴⁷⁾		420	420
Electric handbrake		-	570
Wind-down rear steadies to prevent swaying when stationary		440	440
MBUX 10,2" multimedia system incl. sat nav and DAB+		-	4.490
Traffic sign assist		-	430
Inductive mobile phone charging tray		340	-
Habitation options			
"Safetylux" XL habitation door (width 63 cm) with safety double locking system and "coming home" ¹⁷⁾		1.720	1.720
Central locking for driver's cab doors and habitation door, exterior hatches and scooter garage hatches ⁹⁸⁾		1.180	1.180
SOG toilet ventilation via roof flue		370	370
Alde heat exchanger (uses engine heat)		1.180	1.180
Designer bar cabinet with glass holder and glass set above kitchen ¹⁸⁾		490	490
Carthago 3-piece Nautic set of ship's instruments integrated in the underside of the drop-down bed ⁵³⁾		320	320
Pioneer 6,8" radio / moniceiver incl. DAB+, pre-wiring for radio, roof aerial, speakers (4x) ^{54) 80) 88)}		1.100	-
Total for individual items		8.100	14.650
Package price		6.250	10.990
Your savings		1.850	3.660
Package weight in kg		38	62
SURCHARGE Pioneer 9" multimedia system incl. sat nav, motorhome route guidance, DAB+ ¹⁹⁾	1	910	-
SURCHARGE Fiat 10,1" multimedia system incl. sat nav, motorhome route guidance and DAB+	1	1.450	-

Article no.	216289	
Chassis Plus package for Mercedes*	Weight	
	kg	EUR
Engine variant 170 HP / 125 kW, Euro VI E (only in conjunction with automatic transmission) ⁹⁹⁾		2.990
16-inch alloy wheels (black) with all-weather tyres (double axle)		2.400
THERMOTRONIC fully automatic air conditioning system ³³⁾		670
Total for individual items	3,5	6.060
Package price		5.610
Your savings		450

*Obligatory for Mercedes-Benz Sprinter 3-axle models

Article no.	212500	
Luxury Habitation Door package	Weight	
	kg	EUR
Electric self-closing mechanism for quiet closing		✓
Additional LED lighting in door window for "coming & leaving home" function		✓
Keyless access system via RFID-Chip (2x) ¹⁰⁸⁾		✓
Electric door opening support from interior and exterior		✓
Package price	0,5	1.110

Article no.

212320

Mercedes-Benz Driver's Assistance package* 56)	Weight	
	kg	EUR
DISTRONIC Active Distance Assist		✓
Active Lane Departure Warning Assist		✓
Package price	0	820

*only in conjunction with Chassis Plus package. Active Brake Assist and Active Drive Drowsiness Detection included as standard

Article no.

210731

Kitchen / Coffee package 110)	Weight	
	kg	EUR
Voltage transformer for 12 V to 230 V, 2.000 watts, mains priority circuit		1.950
Capsule coffee machine for coffee machine lift with connection incl. capsule holder and cup set 96)		450
Total for individual items	0	2.400
Package price		2.060
Your savings		340

Article no.

210561

210563

Satellite and TV package	Weight	32": (except XL models)	40": (only XL models)
	kg	EUR	EUR
32" Smart LED TV 39)		1.980	-
Electric pull-out for 40" Smart LED TV		-	980
40" Smart LED TV 39)		-	2.090
Teleco Flatsat Classic 85 satellite system with skew / twin LNB for second TV 12) 23)		3.810	3.810
Total for individual items		5.790	6.880
Package price		4.550	5.260
Your savings		1.240	1.620
Package weight in kg		24,5	34,5
SURCHARGE Oyster Vision 85 satellite system with skew / twin LNB for second TV 12) 23)	9	570	570

Article no.

210594

210584

Sleeping Area TV package	Weight	50 LE, 61 XL LE	51 QB, 64 XL QB
	kg	EUR	EUR
Carthago pull-out TV system for TV cabinet in sleeping area 36)		770	-
24" Smart LED TV in sleeping area 23) 39)		1.460	-
Pre-wiring for TV connection incl. cable set in canopy and cover panel 36)		-	290
24" Smart LED TV in rear incl. TV bracket, contact switch 23) 39) 86)		-	1.950
Total for individual items		2.230	2.240
Package price		1.540	1.550
Your savings		690	690
Package weight in kg		12	6,5
SURCHARGE Oyster Vision 85 satellite system with skew / twin LNB for second TV 12) 23)	37	3.460	3.460

Article no.		210841	210842
Air Conditioning package	Weight	except XL models	only XL models
	kg	EUR	EUR
Truma Aventa comfort roof-mounted air-conditioning system ¹²⁾		2.710	2.710
Electric roof-mounted awning (230 V) aluminium cassette, grey canvas, length: 5,5 m ⁴³⁾		3.010	-
Electric roof-mounted awning (230 V) aluminium cassette, grey canvas, length: 6,0 m ⁴³⁾		-	3.330
Total for individual items		5.720	6.040
Package price		4.650	4.900
Your savings		1.070	1.140
Package weight in kg		105,5	111,5

Article no.		216133
Unlimited electric power pack ¹¹⁰⁾	Weight	
	kg	EUR
3x 100 Ah lithium-ion batteries (Mastervolt) including battery computer for a total of 300 Ah		✓
Digital control panel to access energy management information		✓
"Mastervolt CombiMaster" inverter/charger (2.600 W inverter, 100 A charger)		✓
Package price	52	9.990

Article no.		€ incl. 19% VAT	kg	I 50 LE	I 50 LE DA	I 51 QB	I 51 QB DA	I 61 XL LE	I 64 XL QB
Fiat Ducato chassis									
310071	180 HP / 132 kW engine, Euro VIe, f40 heavy, 8-speed automatic torque converter ^{10) 67)}	Standard	-	X	X	X	X	X	X
330340	Fiat 16-inch alloy wheels for f40 heavy chassis / f35 in conjunction with 9G automatic torque converter	950	-8	○	-	○	-	-	-
330345	Fiat 16-inch alloy wheels for f40 heavy chassis (double axle)	1.350	-12,5	-	○	-	○	○	○
311816	AL-KO "ACS" high-performance front axle spring strut	940	-	○	○	○	○	○	○
212400	Increased load from 4500 kg to 4800 kg (including pneumatic suspension VA / special alloy wheels) ²⁸⁾	9.290	45	○	-	○	-	-	-
212405	Weight increase from 4.500 kg to 4.800 kg (incl. AL-KO Air Premium X4 / special alloy wheels) ²⁹⁾	17.490	50	○	-	○	-	-	-
212410	Weight increase from 5.000 kg to 5.400 kg permissible total vehicle weight (double axle) ³⁰⁾	1.140	-	-	○	-	○	○	○
212415	Weight increase from 5.000 kg to 5.500 kg permissible total vehicle weight (AL-KO Air Premium X2) ³⁰⁾	7.080	60	-	○	-	○	○	○
212420	Weight increase from 5.000 kg to 5.500 kg permissible total vehicle weight (AL-KO Air Premium X4) ³⁰⁾	16.130	82	-	○	-	○	○	○
210338	Fiat 10,1" multimedia system incl. sat nav, motorhome route guidance and DAB+ ⁵¹⁾	1.450	1	○	○	○	○	○	○
Mercedes-Benz Sprinter chassis									
310468	Load increase from 5.000 kg to 5.500 kg (double axle)	580	-	-	○	-	○	○	○
410011	Cab access entrance step, electric retraction and extension	580	7	-	○	-	○	○	○
310611	92-litre fuel tank capacity	480	24,5	-	●	-	●	●	●
Other Fiat / Mercedes-Benz chassis options									
330070	Heated seats in cab (driver's / passenger's seat)	800	2	○	○	○	○	○	○
330840	AL-KO Air Premium X2, full pneumatic suspension on rear axle (Fiat Ducato) ¹³⁾	4.790	49	○	-	○	-	-	-
330860	AL-KO Air Premium X2, full pneumatic suspension on rear axle (Fiat Ducato) ¹³⁾	5.940	70	-	○	-	○	○	○
330880	AL-KO Air Premium X4, 4-channel full pneumatic suspension on rear and front axle (Fiat Ducato) ^{13) 20)}	12.990	59	○	-	○	-	-	-
330900	AL-KO Air Premium X4, 4-channel full pneumatic suspension on rear and front axle (Fiat Ducato) ^{13) 20)}	14.990	80	-	○	-	○	○	○
330861	AL-KO Air Premium X2, full pneumatic suspension on rear axle including PSM module (Mercedes-Benz) ^{8) 13)}	9.590	94	-	○	-	○	○	○
330862	AL-KO Air Premium X4, full pneumatic suspension on rear and front axle including PSM module (Mercedes-Benz) ^{8) 13) 20)}	16.890	99	-	○	-	○	○	○
331341	AL-KO HY4 hydraulic supporting jack system at front and rear ⁴⁸⁾	8.280	70	○	○	○	○	○	○
311400	Removable tow bar	1.900	38	○	○	○	○	○	○
311430	Removable tow bar in conjunction with pedelec scooter garage	2.290	41	-	-	○	○	-	○
Habitation exterior									
410150	Additional security locks for cab door and habitation door	710	2	○	○	○	○	○	○
410261	"Silverline" exterior colour concept (driver's cab and habitation in silver) ²¹⁾	4.280	5	○	○	○	○	○	○
410601	Roof-mounted awning aluminium cassette, grey canvas, length: 5,5 m	2.340	72	○	○	○	○	○	○
410640	Electric roof-mounted awning (230 V) aluminium cassette, grey canvas, length: 5,5 m ⁴³⁾	3.010	75,5	●	●	●	●	○	○
410670	Electric roof-mounted awning (230 V) aluminium cassette, grey canvas, length: 6,0 m ⁴³⁾	3.330	81,5	-	-	-	-	●	●
410690	LED light strip on roof-mounted awning	350	5	○	○	○	○	○	○
410710	Double floor storage space pull-out system (not Mercedes-Benz single axle) ⁵⁹⁾	990	20	○	○	○	○	○	○
410114	Patented Pedelec scooter garage, loading height of up to 124 cm ^{42) 66)}	590	11	-	-	○	○	-	○
410925	Push-in and transport system for 2 Pedelecs / E-bikes ⁷¹⁾	730	28,5	-	-	○	○	-	○
Electrical system									
510058	2nd and 3rd lithium-ion battery incl. battery computer, total 450 Ah, and two extra 18 A chargers, total 72 A	5.690	37	○	○	○	○	○	○
510081	Solar energy system: 2 x 110 Watt ¹²⁾	1.990	16,5	○	○	○	○	○	○
510101	Solar energy system: 1 x 135 Watt ¹²⁾	1.490	10,5	○	○	○	○	○	○
510121	Solar energy system: 2 x 135 Watt ¹²⁾	2.390	19,5	○	○	○	○	○	○
510180	Voltage transformer for 12 V to 230 V, 2.000 W with mains priority circuit ^{103) 110)}	1.950	8	●	●	●	●	●	●
510501	Carthago Smart: Control and monitor your on-board technology using a smartphone app (available from January 2026). ¹¹⁸⁾	420	n.a.	○	○	○	○	○	○
510255	Socket package with additional sockets (3 x 230 V, 2 x USB) ⁴⁵⁾	490	2,5	○	○	○	○	○	○
510201	Carthago Security alarm system ³⁵⁾	1.420	3	○	○	○	○	○	○
510500	Electric heated windscreen with timer (available from October 2025)	1.290	-	○	○	○	○	○	○

Article no.		€ incl. 19% VAT	kg	I 50 LE	I 50 LE DA	I 51 QB	I 51 QB DA	I 61 XL LE	I 64 XL QB
Gas Water Miscellaneous									
610021	Gas filter for Truma DuoControl CS (recommended) ⁹⁵⁾	220	0,5	○	○	○	○	○	○
610120	Exterior gas connection behind double floor exterior storage space on passenger side (LHD)	270	1	○	○	○	○	○	○
610240	Thetford toilet with pump system and septic tank ¹⁶⁾ ⁷⁴⁾	3.410	30	-	○	-	○	○	○
610500	Aluminium chequered plate floor for scooter garage ⁶⁶⁾	180	11	○	○	○	○	○	○
610520	Safe (fitted in double floor, depending on the layout)	520	12,5	○	○	○	○	○	○
Kitchen Appliances									
550020	Kitchen counter in high-quality Corian	1.590	7,5	○	○	○	○	○	○
550081	Tec-Tower 153-litre fridge freezer with separate gas oven ⁷⁵⁾	880	16,5	○	○	○	○	○	○
550284	Capsule coffee machine with connector kit incl. capsule holder and cup set ⁹⁶⁾	450	5,5	●	●	●	●	●	●
Heating Air conditioning									
650180	Additive hot water underfloor heating: heating coils in lounge seating area ⁹¹⁾	580	5	-	○	-	○	○	○
650020	Alde: heated floor mat in cab	630	3,5	○	○	○	○	○	○
650260	Truma Aventa Comfort roof-mounted air conditioning system ¹²⁾ ¹⁴⁾	2.710	31	●	●	●	●	●	●
Multimedia									
710029	Pioneer 9" multimedia system incl. sat nav, motorhome route guidance, DAB+ (Fiat Ducato) ¹⁹⁾	1.560	3	○	○	○	○	○	○
710221	Reversing camera system with double lens, shutter including 7" colour monitor instead of single lens ⁸³⁾	690	1	○	○	○	○	○	○
710548	32" Smart LED TV for pull-out TV system ³⁹⁾	1.980	8	●	●	●	●	-	-
710505	40" Smart LED TV incl. electric pull-out system ³⁹⁾ ¹¹⁴⁾	3.070	18	-	-	-	-	●	●
710471	Carthago pull-out TV system for TV cabinet in sleeping area ³⁶⁾	770	5,5	●	●	-	-	●	-
710477	Pre-wiring for TV connection in sleeping area incl. cable set and cover panel	290	1	-	-	●	●	-	●
710472	24" Smart LED TV in sleeping area, TV cabinet or bathroom rear panel ²³⁾ ²⁵⁾ ³⁹⁾ ⁸⁷⁾	1.460	4	●	●	-	-	●	-
710478	24" Smart LED TV in sleeping area incl. TV bracket, power contact switch, TV signal ²³⁾ ³⁹⁾ ⁸⁶⁾	1.950	5,5	-	-	●	●	-	●
710575	Service camera at waste water tank outlet pipe ⁸⁵⁾ ¹⁰⁰⁾	570	0,5	○	○	○	○	○	○
Satellite systems									
750046	Satellite system Teleco Flatsat Easy Skew Smart 90 / Twin LNB for second TV ¹²⁾ ²³⁾	3.810	16,5	●	●	●	●	●	●
750086	Oyster Vision 85 satellite system with skew / twin LNB for second TV ¹²⁾ ²³⁾	4.020	37	○	○	○	○	○	○
Interior									
810032	linea nobile style range ⁷⁹⁾	690	-	○	○	○	○	○	○
810100	Carpet for living area	370	7,5	○	○	○	○	○	○
810120	Carpet for cab area	190	2	○	○	○	○	○	○
810465	"Sky Dream Comfort" cab incl. two panoramic skylights ⁷⁶⁾	2.290	10	○	○	○	○	○	○
810361	Electrically operated drop-down bed incl. Carawinx sprung base system	1.650	10	○	○	○	○	○	○
810580	Lounge seating area can be converted into a sleeping berth ⁶⁹⁾	590	7,5	○	○	○	○	○	○
810830	Pull-out living area table	800	5	-	-	-	-	○	○
810680	5th seat in side bench with 3-point seat belt ⁵⁾ ⁴⁾ ⁵⁹⁾	1.030	10	○	○	○	○	-	-
810680	5th seat in side bench with 3-point seat belt ⁵⁾ ²⁷⁾ ⁵⁹⁾	1.030	10	-	-	-	-	○	○

Article no.		€ incl. 19% VAT	kg	I 50 LE	I 50 LE DA	I 51 QB	I 51 QB DA	I 61 XL LE	I 64 XL QB
Living area materials									
850600	Barcelona 23/Antara fabric combination	Standard	-	X	X	X	X	X	X
850610	Venezia/Antara fabric combination	Standard	-	X	X	X	X	X	X
850505	Pearl part leather	1.490	2	O	O	O	O	O	O
850720	Macchiato 23 part leather - leather - fabric combination	1.490	2	O	O	O	O	O	O
850508	Pearl leather	3.680	3	O	O	O	O	O	O
850730	Sand leather	3.680	3	O	O	O	O	O	O
850740	Macchiato leather	3.680	3	O	O	O	O	O	O
850750	Sand performance leather	4.250	3	O	O	O	O	O	O
850760	Macchiato performance leather	4.250	3	O	O	O	O	O	O
850501	Sleeping environments & soft furnishings set: decorative cushions, bed throw, fitted sheet set ²⁶⁾	410	3,5	O	O	O	O	O	O

chic s-plus



IVECO
DAILY

The powerhouse of the Carthago liner class: on the Iveco Daily 5,6 t / 6,7 t with high-traction rear-wheel drive / dual tyres

Exclusive exterior design:



- Carthago full LED headlights
- Modern GRP bus rear
- Carthago rear lights with dynamic LED indicators

Iveco Daily:



- High traction rear wheel drive
- Towing capacity up to 3.500 kg
- Extremely powerful engine with 3,0 l capacity with up to 207 HP / 152 kW and torque of 470 Nm (optional)
- AIR-PRO adaptive, electronically adjustable air suspension. The next level in safety and comfort (included in package)

Living area concept:



- Two-level room concept with headroom in the living area: 2,11 m
- Spacious and extra comfortable round seating area for up to 6 people

Double floor with huge, heated storage space:




- Usable height up to 74 cm (6,7 t: 78 cm)
- Exterior access via several large hatches. Convenient interior access via the seat bench cover of the round lounge seating area, the swing-up side bench seat and large living area floor hatches
- Large, central through-loading compartment (interior height 20 cm), with double floor storage compartment (usable height 20 cm), convenient loading also through XL habitation door via the large, self-supporting living area floor hatches
- Entire double floor heated with climate storage function

Maximum self-sufficiency:



- 235 l fresh water / 200 l waste water
- 150 Ah lithium-ion battery as standard
- Alde warm water heating technology
- Optional unlimited electric power pack with Mastervolt premium technology

Digital on-board management - smart, intuitive, connected



Carthago is entering the future of vehicle control with its new digital on-board management system. Whether on the large 10-inch touch panel or via the optional app when you're on the go – all key functions can be controlled centrally and are always in view.

★ Standard equipment highlights

Carthago full LED headlights (dipped and main beam) including LED daytime running lights

Leather steering wheel with multifunctional buttons option (incl. leather gear stick for manual transmission)

Digital instrument cluster with colour display

Reversing camera system with single lens and 7" colour monitor at side of dashboard

Scooter garage upgrade with needle felt, luggage nets, fastening system

Thetford C260 toilet with ceramic insert

Heated battery centre, 150 Ah lithium battery in double floor, access via scooter garage, main power switch

10-inch digital control panel with capacitive touch display for viewing fill levels and on-board controls behind technical panel above habitation door

Chassis

Iveco Daily

All-weather tyres (M+S)
90-litre fuel tank
16-inch steel wheels
Manual air conditioning system
Premium dashboard: Chrome ventilation grilles
Fog lights
Cruise control
Engine: HPI Diesel 3,0 l with AdBlue (20 l), 156 HP / 115 kW, Euro VI, 6-speed transmission, rear-wheel drive
50 LE models: Iveco Daily 5,8 t (permissible total vehicle weight as standard 5,6 t / optionally 5,8 t)
61 XL LE, 64 XL QB models: 6,7 t (permissible total vehicle weight as standard 6,7 t)
High frame with dual tyres on rear axle
ESP, ABS, electronic immobiliser, ASR, hillholder
ESP with traction control and Hill Descent Control
Front axle with independent suspension and torsion bar suspension, double wishbone and increased axle load capacity, rigid rear axle with parabolic suspension
Tow bar preparation (cut-out in GRP rear with electrical wiring)
Spare wheel with holder beneath garage floor
Heavy-duty rollers at the rear

Liner premium-class body construction

10-year water ingress warranty
Wood-free body construction with GRP roof and floor covering
Roof/wall connection via curved roof and frame member
Roof rail system at side with rainwater drainage
Side and rear walls with aluminium on the interior and exterior
RTM hard foam insulating core in roof, floor and side wall
Floor to side wall connection using aluminium frame member bonded over its entire surface with additional cold stop
Total wall and roof thickness, 38 mm
Body with lightning strike protection / Faraday cage
Exterior hatches made from original "Carthago Isoplus" side wall material
Internal/external hatch seal, outer seal as water spray protection
Exterior hatches and habitation door with internal hinges
Fuel tank flap flush-mounted in side wall
GRP bus rear with double-shell insulation, separate rear bumper
Carthago rear lights with dynamic LED indicators
Seitz de Luxe habitation window, double frame with insulated glazing and no thermal bridge and flat outer window surface, insect screen blind and pleated blackout blind
LED exterior light above habitation door with rain deflector
Electrically extending entrance step for habitation door with warning buzzer

Cab

- Dashboard sloping steeply towards front for early view of road surface
- “Carthago best view” bus mirror system with entrance lighting, electrically adjustable and heatable
- Extra-high panoramic windscreen with increased depth
- Pleated blackout blinds behind side windows (operated from the side)
- Mirror arm extensions with rainwater drainage function
- Front mask in GRP, with double-shell insulation
- Cab seats further apart: better vision and more access width in cab
- Cab door with security double locking system, electric windows, rain gutter
- Bus windscreen wiper system with wipers moving in opposing directions (Iveco)
- Soundproofing for engine compartment
- Aguti “Roadliner” driver’s and passenger’s comfort seats with Carthago label and tilt adjustment (front), in living area material, rotatable, with integrated seat belts and padded armrests
- Dashboard with leather-covered moulded part, practical sideboard, as well as pre-wiring for integrated reversing camera monitor and bottle holder
- Leather-covered bottom panelling for drop-down bed, LED spotlights and storage compartments
- Headroom beneath drop-down bed of up to 190 cm
- Sideboard on passenger side (LHD) with two convector heaters and storage space above

Cab heating concept

- Insulated double glazing in cab: side and door windows
- Convector package with 2-speed fan (booster) beneath driver’s seat
- Electric, pleated windscreen blind with honeycomb-structure insulation and individually programmable privacy and sun visor function
- Dashboard surface targeted heating for additional heating of the cab area (panel heating effect): integrated convector heaters with circulation baffle plate (double convectors on driver’s and passenger’s sides)

Double floor storage compartment

- Usable height up to 74 cm (Iveco Daily 6,5 t: 78 cm)
- Through-loading storage compartment with lighting and heating
- Outside access via several large hatches
- Interior access via the round lounge seating area with patented fitting, swing-up side bench seat and via the large living area floor hatches
- Central through-loading storage compartment (interior height 20 cm) with low double floor storage compartment (usable height 20 cm)

Large scooter garage

- Scooter garage load capacity up to 450 kg
- Large garage hatches on passenger’s and driver’s sides, with gas struts
- Garage floor with GRP on top and bottom, anti-slip coating
- With all-around frost-proof insulation and heating
- Lashing system via aluminium frame member, including eight lashing eyes
- Outdoor shower in scooter garage on passenger side (LHD) (hot / cold)

Interior design

- “Linea chiara” style range: Noce Fino furniture finish with overhead cabinet fronts in high-gloss ivory and lotus white

Living area

- Inside of walls and roof with microfibre, climate-regulating wall covering
- Large front round seating area with wide side bench seat
- XL models: XL round seating area with long side sofa including pull-out sleeping and seating surface on passenger side (LHD)
- Heki III panoramic skylight above lounge seating area with LED spotlights
- Living area window above side bench seat on passenger side (LHD)
- Luxury living area table, movable in two directions (via foot pedal)
- Swivel-out shoe cabinet with storage system integrated in bench seat base, locking mechanism via electric central locking in kitchen
- Seat upholstery with multilayer premium foam core and back support function
- “Durafix” double connecting technology: furniture parts screwed together and mortised
- Hatch closer with soft closing mechanism
- Removable decorative curtain, Roman blind system can be adjusted and fixed vertically

Kitchen

Comfort corner kitchen with pull-out kitchen counter to extend work surface, easily accessible storage spaces, bottle holder and two waste bins
Kitchen work surface in “Savannah” finish with Corian drip edge
Worktop lit from underneath with LED light strip
“Easy glide” kitchen drawers with roller-mounted and soft-close mechanism
Electric central locking in the kitchen area including bar cabinet and shoe cabinet
Separate cutlery drawer with organiser
3-ring hob with divided glass cover for additional storage space with robust cast-iron trivet and easy-clean glass base
Round stainless steel sink embedded in work surface with multifunctional sink cover including wall holder for extending size of worktop
Designer mixer tap in metal with pull-out spray head
Kitchen rear wall in cream decorative glass
Coffee machine lift can be lowered from overhead storage cabinet
Large refrigerator with door opening on both sides, separate freezer compartment, automatic energy source selection 12 V / 230 V / gas mode
Slide-out storage cabinet
Electric roof light fan

Bathroom | Dressing room

Dressing room & room partitioning

Dressing room with lockable partition door or solid wood sliding door (XL models) to living area
Dressing room incl. Mini Heki skylight with lockable partition door or solid wood sliding door (XL models) to living area
Solid wood sliding door in front of sleeping area (50 LE model)
Solid wood sliding door in front of sleeping area including full length mirror (XL models)
Floor-to-ceiling wardrobe with two clothes rails and shelf integrated in the dressing room

Luxury bathroom with separate shower room

Waterproof shower floor inlay in same design as living area floor
Rain shower with roof light, headroom 1,98 m
Shower tray and shower corner pillar in dark granite look, shower walls in marble design incl. clothes hooks
Shower tray in dark granite look, shower corner pillar in high-gloss ivory look with clothes hooks
Hand-held shower head height-adjustable on chrome rail
Washbasin base cabinet unit with toilet roll holder, mirrored storage cabinet
Luxury bathroom door with 3-way function (washroom double door for toilet and room partitioning from living area)

XL bathroom with XL room concept

Open wash area and designer washbasin
Mini Heki skylight
XL round shower with waterproof shower floor inlay in same design as living area floor and “one level” step-free shower access
Rain shower with roof light, including pleated blackout blind
Hand-held shower head height-adjustable on chrome rail
Shower tray and shower corner pillar in dark granite look, shower walls in marble design incl. clothes hooks
Additive hot water underfloor heating: additional heating coils in double floor area of bathroom
Micro-Heki skylight in toilet
Separate toilet with side window, towel warmer as well as extra legroom

Sleeping

Drop-down bed above cab area

Slatted frame and high-quality mattress
Extra-low positioning of the bed: access via side seat
Wobble-free support when in sleeping position, bookshelf and LED spotlights
Partition curtain between drop-down bed and living area
Mini Heki skylight

Fixed beds in rear area

- Carawinx medically endorsed point elastic sleeping system, heated and ventilated
- 7-zone, high-quality cold foam mattress
- Mini Heki skylight
- Raisable head section

Lengthways single beds

- Pull-out comfort access steps with additional storage space, including extended sleeping area
- Integrated TV cabinet in sleeping area with shelf
- Wardrobes beneath the beds, lowered into the double floor, with lift function and divided mattress
- All-around overhead storage cabinets

On-board technology

Water

- Fresh water and waste water tank in heated double floor, cleaning opening via living area floor hatch or scooter garage (depending on model)
- Ball-type drain tap positioned in the double floor, protected from frost (central water drain)
- Low-maintenance pressurised water pump system
- Waste water hose kit with bayonet connection

Gas

- External gas bottle compartment in low position
- Holds 2 x 11 kg gas bottles
- Truma DuoControl CS
- Main gas taps in kitchen area

Electrical system

- Easily accessible electrical centre in scooter garage, including charger / fuses/ fuse protection, 36A (2x 18A) automatic charger, electronic adjustment, automatic cut-off when voltage too low, including starter battery charging function
- 230 V socket in seating area, entrance area, kitchen, bathroom, scooter garage
- 12 V socket in cab, scooter garage
- USB socket in cab (2x) and in overhead storage cabinet above rear bed

Innovative lighting concept

- Lighting system with numerous LED spotlights in cab, living area and dressing room with stepless dimming
- Ceiling canopy with additional LED spotlights and indirect LED lighting
- LED accent light with backlighting in the entrance area
- LED accent light in kitchen area / plinth of seat bench
- LED accent light with backlighting in curved bathroom wall
- Night lighting in floor with LED spotlights, can be switched on from entrance and sleeping area
- Living area step to dressing room with flush-fitted panel lighting

TV and pre-wiring

- “Quick up” pull-out TV system in backrest of side bench seat for 32", pre-wiring for 32"/40" LED flatscreen TV
- Pre-wiring for solar energy system
- Pre-wiring for satellite system
- Pre-wiring for reversing camera (single lens)

Alde warm water heating technology

- Alde hot water heating (with separate heating circuit in XL models), operated using 230 V electricity or gas, including 230 V heating cartridge, hot water boiler, bleed valves, numerous convactor heaters in cab, dashboard, living area, double floor and scooter garage
- Underfloor heating effect due to heated double floor with heat storage
- Additive hot water underfloor heating: additional heating coils in double floor area of XL bathroom
- Dashboard with targeted heating for additional heating of the cab area: insulated sandwich area beneath dashboard with warm water heating coils for surface heating booster: convactor package with 2-speed fan underneath driver's seat, additional convactor heater at entry door



Please carefully read the legal information regarding vehicle weight on pages 3-6 before concluding the contract!



Alternatively, you can scan the QR code to receive all of the key weight information!



	I 50 LE	I 61 XL LE	I 64 XL QB
Chassis	Iveco Daily	Iveco Daily	Iveco Daily
Transmission	6-speed manual transmission	6-speed manual transmission	6-speed manual transmission
Standard chassis	Ladder-type frame 5,6 t	Ladder-type frame 6,7 t	Ladder-type frame 6,7 t
Base engine	Diesel 3,0 l (156 HP / 115 kW)	Diesel 3,0 l (156 HP / 115 kW)	Diesel 3,0 l (156 HP / 115 kW)
Length/width/height (mm) ^{1) 2) 3)}	7.910 / 2.270 / 3.125 (3.290**)	8.600 / 2.270 / 3.290	8.855 / 2.270 / 3.290
Wheel base (mm)	4.350	4.750	5.100
Double floor height / Double floor storage compartment (mm)	200 / 200	200 / 200	200 / 200
Headroom in living area / dressing room / sleeping area (mm)	2.110 / 1.980	2.110 / 1.980	2.110 / 1.980
Rear garage interior height (mm)	1.450	1.450	1.290
Door width / height rear garage on passenger side (LHD) (mm)	1.150 x 1.400	1.100 x 1.280	1.150 x 1.200
Door width / height, rear garage on passenger side (LHD) (mm)	1.150 x 1.400	1.100 x 1.280	1.150 x 1.200
Technically permissible gross vehicle weight (kg) ⁹⁾	5.600 / 5.800* / 6.700* ⁸⁹⁾	6.700 ⁸⁹⁾	6.700 ⁸⁹⁾
Mass in running order (kg) ⁶⁾	4.302 (4.087 - 4.517)	4.735 (4.499 - 4.972)	4.755 (4.518 - 4.993)
Weight of additional equipment specified by the manufacturer as standard (kg) ⁷⁾	905	1.559	1.536
Max. towing capacity (kg) ¹⁰⁾	3.500	3.500	3.500
Max. number of seats with 3-point safety belt while driving (standard / optional) ⁵⁾	4 / 5 ¹⁵⁾	4 / 5 ¹⁵⁾	4 / 5 ¹⁵⁾
Sleeping berths (standard / optional)	4 / 5	4 / 5	4 / 5
Rear bed dimensions (mm)	2.010 / 2.030 x 850	2.000 / 2.000 x 850	2.000 x 1.450
Drop-down bed dimensions (mm)	1.950 x 1.600	1.950 x 1.600	1.950 x 1.600
Seating area bed conversion dimensions (mm) **	1.930 x 1.290 / 845	1.940 x 1.480 / 845	1.940 x 1.480 / 845
Refrigerator volume / of which freezer compartment (l)	153 / 29	153 / 29	153 / 29
Heating system	Alde WW	Alde WW	Alde WW
Fresh water tank volume (l) ⁵²⁾	235	235	235
Fresh water tank volume when filled for driving (l)	50	50	50
Waste water tank volume (l)	200	200	200
Battery capacity (Ah)	150 Ah lithium	150 Ah lithium	150 Ah lithium
230 V / 12 V / USB sockets	5 / 2 / 2	5 / 2 / 2	5 / 2 / 2
Article no.	132308	132338	132342

* Optional weight increase to 5,8 t or Iveco Daily 6,7 t

** In conjunction with special equipment

²⁾ Total vehicle width is the measurement from exterior wall to exterior wall (wheel arches on the side, approx.: + 110 mm).

Article no.		212090	212092
Super package	Weight	Iveco 5,6 t	Iveco 6,7 t
	kg	EUR	EUR
Chassis options			
Automatic air conditioning in the cab ³³⁾		1.880	1.880
Charge booster 70A ⁴⁷⁾		420	420
Electric handbrake		910	910
Wind-down rear steadies to prevent swaying when stationary		460	460
Iveco Daily 5,6 t: Chassis Comfort Package Plus ^{13) 24)}			
- Wide-gauge front and rear axle			
- "AIR-PRO" adaptive pneumatic suspension and anti-shock system (full pneumatic suspension on rear axle / adaptive shock absorbers on front and rear axle)		13.990	-
- Alloy wheels with 235/65 R 16C tyres on front axle			
- Standard 5,6 t chassis weight increase (from 5,6 t to 5,8 t)			
Iveco Daily 6,7 t: Chassis Comfort Package Plus ^{12) 24)}			
- Wide-gauge front axle			
- "AIR-PRO" adaptive pneumatic suspension and anti-shock system (full pneumatic suspension on rear axle / adaptive shock absorbers on front and rear axle)		-	14.650
- Alloy wheels on front axle, increased front axle weight 2,6 t			
Habitation options			
"Safetylux" XL habitation door (width 63 cm) with safety double locking system and "coming home" ¹⁷⁾		1.720	1.720
Central locking for driver's cab doors and habitation door, exterior hatches and scooter garage hatches ⁹⁸⁾		1.180	1.180
SOG toilet ventilation via roof flue		370	370
Alde heat exchanger (uses engine heat)		1.180	1.180
Designer bar cabinet with glass holder and glass set above kitchen ¹⁸⁾		490	490
Carthago 3-piece Nautic set of ship's instruments integrated in the underside of the drop-down bed ⁵³⁾		320	320
Pioneer 6,8" radio / moniceiver incl. DAB+, pre-wiring for radio, roof aerial, speakers (4x) ^{80) 88)}		1.100	1.100
Total for individual items		24.020	24.680
Package price		17.600	17.600
Your savings		6.420	7.080
Package weight in kg		76	61
SURCHARGE Pioneer 9" multimedia system incl. sat nav, motorhome route guidance, DAB+ ¹⁹⁾	1	910	910

Article no.		216016
Iveco infotainment package	Weight	
	kg	EUR
10-inch MyIveco Infotainment system with sat nav and motorhome route guidance		✓
Inductive charger including USB port		✓
USB sockets on driver's and passenger's sides		✓
Package price	1	2.790

Article no.		212500
Luxury Habitation Door package	Weight	
	kg	EUR
Electric self-closing mechanism for quiet closing		✓
Additional LED lighting in door window for "coming & leaving home" function		✓
Keyless access system via RFID-Chip (2x) ¹⁰⁸⁾		✓
Electric door opening support from interior and exterior		✓
Package price	0,5	1.110

Article no.

212313

Iveco Driver Assistance Pro package ⁵⁶⁾	Weight	
	kg	EUR
Emergency Brake Assist with City Brake (AEBS)		✓
Adaptive Cruise Control (ACC) with Stop & Go		✓
Intelligent Traffic Jam Assist		✓
Forward Collision Assist with pedestrian detection		✓
Traffic Sign Recognition with Intelligent Speed Assistant		✓
Automatic Main Beam Activation		✓
Lane Centering Plus		✓
Driver Drowsiness Attention Warning		✓
Tyre pressure sensors		✓
Rain sensor with automatic dipped beam		✓
Package price	5	13.990

Article no.

210731

Kitchen / Coffee package ¹¹⁰⁾	Weight	
	kg	EUR
Voltage transformer for 12 V to 230 V, 2.000 watts, mains priority circuit		1.950
Capsule coffee machine for coffee machine lift with connection incl. capsule holder and cup set ⁹⁶⁾		450
Total for individual items	13,5	2.400
Package price		2.060
Your savings		340

Article no.

210561

210563

Satellite and TV package	Weight	32": 50 LE	40": 61 XL LE, 64 XL QB
	kg	EUR	EUR
32" Smart LED TV ³⁹⁾		1.980	-
Electric pull-out for 40" Smart LED TV		-	980
40" Smart LED TV ³⁹⁾		-	2.090
Teleco Flatsat Classic 85 satellite system with skew / twin LNB for second TV ^{12) 23)}		3.810	3.810
Total for individual items		5.790	6.880
Package price		4.550	5.260
Your savings		1.240	1.620
Package weight in kg		24,5	34,5
SURCHARGE Oyster Vision 85 satellite system with skew / twin LNB for second TV ^{12) 23)}	9	570	570

Article no.

210595

210584

Sleeping Area TV package	Weight	50 LE, 61 XL LE	I 64 XL QB
	kg	EUR	EUR
Carthago pull-out TV system for TV cabinet in sleeping area ³⁶⁾		770	-
24" Smart LED TV in sleeping area ^{23) 39)}		1.460	-
Pre-wiring for TV connection incl. cable set in canopy and cover panel ³⁶⁾		-	290
24" Smart LED TV in sleeping area incl. TV bracket, contact switch ^{23) 39) 86)}		-	1.950
Total for individual items		2.230	2.240
Package price		1.540	1.550
Your savings		690	690
Package weight in kg		12	6,5
SURCHARGE Oyster Vision 85 satellite system with skew / twin LNB for second TV ^{12) 23)}	37	3.460	3.460

Article no.		210841	210842
Air Conditioning package	Weight	50 LE	61 XL LE, 64 XL QB
	kg	EUR	EUR
Truma Aventa comfort roof-mounted air-conditioning system ¹²⁾		2.710	2.710
Electric roof-mounted awning (230 V) aluminium cassette, grey canvas, length: 5,5 m ⁴³⁾		3.010	-
Electric roof-mounted awning (230 V) aluminium cassette, grey canvas, length: 6,0 m ⁴³⁾		-	3.330
Total for individual items		5.720	6.040
Package price		4.650	4.900
Your savings		1.070	1.140
Package weight in kg		105,5	111,5

Article no.		210732
Unlimited electric power pack ¹¹⁰⁾	Weight	
	kg	EUR
4x 100 Ah lithium-ion batteries (Mastervolt) including battery computer for a total of 400 Ah		✓
Digital control panel to access energy management information		✓
“Mastervolt CombiMaster” inverter/charger (2.600 W inverter, 100 A charger)		✓
Package price	69	11.990

Article no.		€ incl. 19% VAT	kg	I 50 LE	I 61 XL LE	I 64 XL QB
Iveco Daily chassis						
310010	Iveco Daily version with permissible total vehicle weight of 6,7 t, increased front axle load 2,3 t ^{31) 89)}	13.010	290	○	X	X
310263	Iveco engine: 207 HP / 152 kW, Euro VI E, incl. 8-speed automatic torque converter transmission ⁷⁰⁾	11.490	128	○	○	○
310620	Differential lock on rear axle	1.190	11	○	○	○
331440	Tow bar (max. towing capacity 3.260 kg for Iveco Daily 5,6 t) ⁸⁹⁾	2.590	50	○	○	○
331340	Hydraulic 4-channel supporting jack system with automatic levelling ^{40) 46) 48)}	9.190	130	○	○	○
410010	Entrance step, driver's cab entrance, retracted and extracted electrically ³⁴⁾	580	5	○	○	○
330070	Heated seats in cab (driver's / passenger's seat)	800	2	○	○	○
330158	Driver and front passenger comfort seats with air suspension (air suspension seats) only in conjunction with Version 6.7t	590	60	○	○	○
Habitation exterior						
410150	Additional security locks for cab door and habitation door	710	2	○	○	○
410261	"Silverline" exterior colour concept (driver's cab and habitation in silver) ²¹⁾	4.280	5	○	○	○
410601	Roof-mounted awning aluminium cassette, grey canvas, length: 5,5 m	2.340	72	○	○	○
410640	Electric roof-mounted awning (230 V) aluminium cassette, grey canvas, length: 5,5 m ⁴³⁾	3.010	75,5	●	○	○
410670	Electric roof-mounted awning (230 V) aluminium cassette, grey canvas, length: 6,0 m ⁴³⁾	3.330	81,5	-	●	●
410690	LED light strip on roof-mounted awning	350	5	○	○	○
410710	Double floor storage space pull-out system ⁵⁹⁾	990	20	○	○	○
Electrical system						
510058	2nd and 3rd lithium-ion battery incl. battery computer, total 450 Ah, and two extra 18 A chargers, total 72 A	5.690	37	○	○	○
510081	Solar energy system: 2 x 110 Watt ¹²⁾	1.990	16,5	○	○	○
510101	Solar energy system: 1 x 135 Watt ¹²⁾	1.490	10,5	○	○	○
510121	Solar energy system: 2 x 135 Watt ¹²⁾	2.390	19,5	○	○	○
510180	Voltage transformer for 12 V to 230 V, 2.000 W with mains priority circuit ^{103) 110)}	1.950	8	●	●	●
510501	Carthago Smart: Control and monitor your on-board technology using a smartphone app (available from January 2026) ¹¹⁸⁾	420	n.a.	○	○	○
510255	Socket package with additional sockets (3 x 230 V, 2 x USB) ⁴⁵⁾	490	2,5	○	○	○
510201	Carthago Security alarm system ³⁵⁾	1.420	3	○	○	○
510500	Electric heated windscreen with timer (available from October 2025)	1.290	-	○	○	○
Gas Water Miscellaneous						
610021	Gas filter for Truma DuoControl CS (recommended) ⁹⁵⁾	220	0,5	○	○	○
610120	Exterior gas connection behind double floor exterior storage space on passenger side (LHD)	270	1	○	○	○
610060	Fixed gas tank with regulator de-icing heater, 60 litre volume ^{40) 46)}	2.240	50	○	○	○
610260	Thetford toilet with pump system and septic tank ^{16) 74)}	3.410	30	○	○	○
610243	Ceramic fixed tank toilet: 120-litre capacity ⁶¹⁾	2.950	25	○	○	○
610300	Septic tank rinsing using grey water pump system	990	4,5	○	○	○
610500	Aluminium chequered plate floor for scooter garage ⁶⁶⁾	180	11	○	○	○
610520	Safe (fitted in double floor, depending on the layout)	520	12,5	○	○	○
Kitchen Appliances						
550020	Kitchen counter in high-quality Corian	1.590	7,5	○	○	○
550081	Tec-Tower 153-litre fridge freezer with separate gas oven ⁷⁵⁾	880	16,5	○	○	○
550284	Capsule coffee machine with connector kit incl. capsule holder and cup set ⁹⁶⁾	450	5,5	●	●	●

Article no.		€ incl. 19% VAT	kg	I 50 LE	I 61 XL LE	I 64 XL QB
Heating Air conditioning						
650190	Additive hot water underfloor heating: heating coils in lounge seating area ⁹¹⁾	580	5	○	○	○
650260	Truma Aventa Comfort roof-mounted air conditioning system ¹²⁾ ¹⁴⁾	2.710	31	●	●	●
Multimedia						
710029	Pioneer 9" multimedia system incl. sat nav, motorhome route guidance, DAB+ ¹⁹⁾	1.560	3	○	○	○
710221	Reversing camera system with double lens, shutter including 7" colour monitor instead of single lens ⁸³⁾	690	1	○	○	○
710548	32" Smart LED TV for pull-out TV system ³⁹⁾	1.980	8	●	-	-
710505	40" Smart LED TV incl. electric pull-out system ³⁹⁾ ¹¹⁴⁾	3.070	18	-	●	●
710471	Carthago pull-out TV system for TV cabinet in sleeping area ³⁶⁾	770	5,5	●	●	-
710477	Pre-wiring for TV connection in sleeping area incl. cable set and cover panel	290	1	-	-	●
710472	24" Smart LED TV in sleeping area, TV cabinet or bathroom rear panel ²³⁾ ²⁵⁾ ³⁹⁾ ⁸⁷⁾	1.460	4	●	●	-
710478	24" Smart LED TV in sleeping area incl. TV bracket, power contact switch, TV signal ²³⁾ ³⁹⁾ ⁸⁶⁾	1.950	5,5	-	-	●
710575	Service camera at waste water tank outlet pipe ⁸⁵⁾ ¹⁰⁰⁾	570	0,5	○	○	○
Satellite systems						
750046	Satellite system Teleco Flatsat Easy Skew Smart 90 / Twin LNB for second TV ¹²⁾ ²³⁾	3.810	16,5	●	●	●
750086	Oyster Vision 85 satellite system with skew / twin LNB for second TV ¹²⁾ ²³⁾	4.020	37	○	○	○
Interior						
810032	linea nobile style range ⁷⁹⁾	690	-	○	○	○
810100	Carpet for living area	370	7,5	○	○	○
810120	Carpet for cab area	190	2	○	○	○
810465	"Sky Dream Comfort" cab incl. two panoramic skylights ⁷⁶⁾	2.290	10	○	○	○
810361	Electrically operated drop-down bed incl. Carawinx sprung base system	1.650	10	○	○	○
810580	Lounge seating area can be converted into a sleeping berth ⁶⁹⁾	590	7,5	○	○	○
810830	Pull-out living area table	800	5	-	○	○
810680	5th seat in side bench with 3-point seat belt ⁵⁾ ⁴⁾ ⁵⁹⁾	1.030	10	○	-	-
810680	5th seat in side bench with 3-point seat belt ⁵⁾ ²⁷⁾ ⁵⁹⁾	1.030	10	-	○	○
Living area materials						
850600	Barcelona 23/Antara fabric combination	Standard	-	X	X	X
850610	Venezia/Antara fabric combination	Standard	-	X	X	X
850505	Pearl part leather	1.490	2	○	○	○
850720	Macchiato 23 part leather - leather - fabric combination	1.490	2	○	○	○
850508	Pearl leather	3.680	3	○	○	○
850730	Sand leather	3.680	3	○	○	○
850740	Macchiato leather	3.680	3	○	○	○
850750	Sand performance leather	4.250	3	○	○	○
850760	Macchiato performance leather	4.250	3	○	○	○
850501	Sleeping environments & soft furnishings set: decorative cushions, bed throw, fitted sheet set ²⁶⁾	410	3,5	○	○	○

Liner-for-two



FIAT
PROFESSIONAL
AL-KO

IVECO
DAILY

Round lounge seating area with electrically extendible TV lounge and unique 4-room concept

Living area concept:



- Round lounge seating area with electrically extendible TV lounge (optional), raised kitchen counter with vertical waveform and unique 4 room concept
- 40" electrically extendible flat screen (optional)
- Integrated Pedelec / scooter garage beneath round lounge seating area with interior height of 114 cm (up to 145 cm in 53 L)
- Electrically lowerable lengthways single bed with spacious bed dimensions and continuous sleeping area of 200/ 195 x 210 cm, can be positioned extra-low for convenient access to the bed via pull-out access steps, large sitting height

Technology and self-sufficiency:



- Large fresh and waste water reserves (210 l / 155 l)
- 150 Ah lithium-ion battery as standard
- Optional unlimited electric power pack with Mastervolt premium technology
- Central water drain in double floor (entrance area)
- Alde warm water heating technology with heat booster in driver's cab
- Real hot water underfloor heating in round lounge seating area

Double floor with huge, heated storage space:



- Usable height up to 50 cm (Fiat) / 57 cm (Iveco)
- Exterior access via several large hatches
- Convenient interior access via large living area floor hatches
- Extra deep double floor exterior storage compartment (height 63 cm, width 110 cm) at driver and passenger sides
- Large, central through-loading compartment (interior height 36 cm (Fiat), 33 cm (Iveco)), with large double floor storage compartment (usable height 36 cm (Fiat), 33 cm (Iveco)), convenient loading also through the XL habitation door via a large, self-supporting living area floor hatches
- Entire double floor heated with climate storage function

Digital on-board management - smart, intuitive, connected



Carthago is entering the future of vehicle control with its new digital on-board management system. Whether on the large 10-inch touch panel or via the optional app when you're on the go - all key functions can be controlled centrally and are always in view.

★ Standard equipment highlights

Fiat Ducato

- 8G automatic torque converter as standard
- Faux leather steering wheel and gear lever knob
- Multi-functional steering wheel (radio remote control via control buttons)
- Digital instrument cluster with colour display in dashboard

Iveco Daily

- Digital instrument cluster with colour display
- Leather steering wheel with multifunctional buttons option (incl. leather gear stick for manual transmission)

Miscellaneous

- Reversing camera system with single lens and 7" colour monitor at side of dashboard
- Scooter garage upgrade with needle felt, luggage nets, fastening system
- Thetford C260 toilet with ceramic insert
- Heated battery centre, 150 Ah Lithium battery, in double floor, access via double floor storage compartment on passenger side (LHD), with main power switch
- 10-inch digital control panel with capacitive touch display for viewing fill levels and on-board controls behind technical panel above habitation door
- Carthago full LED headlights (dipped and main beam) including LED daytime running lights

Chassis

All-weather tyres (M+S)
90-litre fuel tank (Fiat Ducato / Iveco Daily)
16-inch steel wheels
Manual air conditioning system
Fog lights
Cruise control
“Carthago best view” bus mirror system with entrance lighting, electrically adjustable and heatable
Premium dashboard: Chrome ventilation grilles

Fiat Ducato with AL-KO low frame

Carthago special AL-KO low frame
Engine: 2,2 l diesel Multijet 3 with AdBlue (19 l), 180 HP / 132 kW, 4 cylinders, 450 Nm, Euro VIe, 8-speed automatic torque converter transmission, front-wheel drive
Start / Stop system
53 model: Fiat Ducato AL-KO low frame single axle, 53 L model: Fiat Ducato AL-KO low frame double axle
Side wind assistant (single axle models), cruise control, ABS, ESP, ASR, electric immobiliser, Hillholder, hill descent control, traction plus, trailer stability control, collision braking system ⁶⁵⁾
Driver / passenger airbag ¹¹⁾
Glove compartment
Mud flaps on front and rear axle
Fix & Go breakdown kit
Wheel trims with Carthago lettering
Reinforced front axle spring with increased axle load up to 2,3 t

Iveco Daily

Engine: HPI Diesel 3,0 l with AdBlue (20 l), 156 HP / 115 kW, Euro VI, 6-speed transmission, rear-wheel drive
53 model: Iveco Daily 5,8 t (permissible total vehicle weight 5,6 t / optionally 5,8 t)
53 L model: Iveco Daily 6,7 t (permissible total vehicle weight as standard 6,7 t)
High frame with dual tyres on rear axle
ESP, ABS, electronic immobiliser, ASR, hillholder
ESP with traction control and Hill Descent Control
Front axle with independent suspension and torsion bar suspension, double wishbone and increased axle load capacity, rigid rear axle with parabolic suspension
Tow bar preparation (cut-out in GRP rear with electrical wiring)
Spare wheel with holder beneath garage floor
Heavy-duty rollers at the rear

Liner premium-class body construction

10-year water ingress warranty
Wood-free body construction with GRP roof and floor covering
Roof/wall connection via curved roof and frame member
Roof rail system at side with rainwater drainage
Side and rear walls with aluminium on the interior and exterior
RTM hard foam insulating core in roof, floor and side wall
Floor to side wall connection using aluminium frame member bonded over its entire surface with additional cold stop
Total wall and roof thickness, 38 mm
Body with lightning strike protection / Faraday cage
Exterior hatches made from original “Carthago Isoplus” side wall material

Internal/external hatch seal, outer seal as water spray protection
Exterior hatches and habitation door with internal hinges
Fuel tank flap flush-mounted in side wall
Segmented side skirts made from aluminium profile
GRP bus rear with double-shell insulation, separate rear bumper
Carthago rear lights with dynamic LED indicators
Seitz de Luxe habitation window, double frame with insulated glazing and no thermal bridge and flat outer window surface, insect screen blind and pleated blackout blind
LED exterior light above habitation door with rain deflector
Electrically extending entrance step for habitation door with warning buzzer

Cab

Dashboard sloping steeply towards front (view of road surface in Fiat 2,77 m)
Extra-high panoramic windscreen with increased depth
Pleated windscreen blind with honeycomb-structure insulation
Pleated blackout blinds behind side windows (operated from the side)
Mirror arm extensions with rainwater drainage function
Front mask in GRP, with double-shell insulation
Cab door with security double locking system, electric windows, rain gutter
Bus windscreen wiper system with wipers moving in opposing directions (Iveco)
Soundproofing for engine compartment
Aguti "Roadliner" driver's and passenger's comfort seats with Carthago label and front tilt adjustment (Fiat Ducato and Iveco Daily) and rear height adjustment (Fiat Ducato), in living area material, padded armrests
Dashboard with leather-covered moulded part, practical sideboard, as well as pre-wiring for integrated reversing camera monitor and bottle holder
Leather-covered bottom panelling for drop-down bed including sun visors, with indirect lighting and LED spotlights
Sideboard on passenger side (LHD) with two convactor heaters and storage space above

Cab heating concept

Insulated double glazing in cab: side and door windows
Convactor package with 2-speed fan (booster) beneath driver's seat
Dashboard surface targeted heating for additional heating of the cab area (panel heating effect): integrated convactor heaters with circulation baffle plate (double convectors on driver's and passenger's sides)
Cab entry door: targeted heating with additional convactor

Double floor storage compartment

Usable height up to 50 cm (Fiat) or 57 cm (Iveco)
Through-loading storage compartment with lighting and heating
Outside access via several large hatches
Interior access via large living area floor hatches
Central through-loading compartment (interior height 36 cm (Fiat) or 33 cm (Iveco)) with large double floor storage compartment (usable height 36 cm (Fiat) or 33 cm (Iveco))
Double-floor floor hatch close to dressing room (36 cm usable depth) for easy unloading of double-floor storage compartment.

Large scooter garage

53 model: Patented pedelec scooter garage (Fiat model including wheel lowering on passenger side (LHD)), interior height 114 cm (= maximum handlebar height for pedelec /scooter on passenger side (LHD)), garage height outside of wheel recesses 93,5 cm (Fiat) or 105,5 cm (Iveco)
53 L model: Extra-large scooter garage, interior height up to 128 cm (Fiat) or 145 cm (Iveco)
Scooter garage load capacity up to 450 kg (53 Fiat model: 350 kg)
Large garage hatches on passenger's and driver's sides, with gas struts
Garage floor with GRP on top and bottom, anti-slip coating
With all-around frost-proof insulation and heating
Lashing system via aluminium frame member, including eight lashing eyes
Outdoor shower in scooter garage on passenger side (LHD) (hot / cold)
Scooter garage upgrade with needle felt, luggage nets, fastening system

Interior design

“Siena bicolour” style range: Summer Chestnut furniture finish with overhead cabinet fronts in bicolour appearance with high-gloss ivory

Overhead cabinet and kitchen cabinet doors in “Yacht One” high-gloss ivory finish

Living area

Inside of walls and roof with microfibre, climate-regulating wall covering

Heki III panoramic skylight above round lounge seating area

Three large panoramic windows in round lounge seating area

Luxury living area table, movable in two directions (via foot pedal)

Seat upholstery with multilayer premium foam core and back support function

“Durafix” double connecting technology: furniture parts screwed together and mortised

Hatch closer with soft closing mechanism

Roman blind system, vertically adjustable and attachable to living area window

53 L model: additional storage area behind round lounge seating area, including access to additional storage space via two storage flaps, two illuminated glass display cases for six wine glasses and six drinking glasses behind round lounge seating area, including pull-out wine cabinet

Exclusive living area sideboard with two drawers and large cabinet door

Kitchen

Raised kitchen counter with vertical waveform as visual room divider with a large storage cabinet and sliding door running in the opposite direction

Kitchen work surface in “Savannah” finish with Corian drip edge

Worktop lit from underneath with LED light strip

“Easy glide” kitchen drawers with roller-mounted and soft-close mechanism

Two separate waste bins integrated in kitchen counter

Electric central locking in the kitchen area including kitchen counter, kitchen drawers and kitchen overhead storage cabinets

Separate cutlery drawer with organiser, bottle holder

3-ring hob with divided glass cover for additional storage space with robust cast-iron trivet and easy-clean glass base

3-ring hob with glass cover, robust cast-iron trivet and easy-clean glass base

Round stainless steel sink embedded in work surface with multifunctional sink cover including wall holder for extending size of worktop

Designer mixer tap in metal with pull-out spray head

Kitchen rear wall in cream decorative glass

Large refrigerator with door opening on both sides, separate freezer compartment, automatic energy source selection 12 V / 230 V / gas mode

Slide-out storage cabinet

Electric roof light fan

Bathroom | Dressing room

Dressing room & room partitioning

Dressing room incl. Mini Heki skylight with solid wood sliding door in front of the cab - luxury bathroom door as room partition from living/kitchen area

Linen cupboard with three drawers

Floor-to-ceiling wardrobe with two clothes rails and shelf integrated in the dressing room

Luxury bathroom with separate shower room

Waterproof shower floor inlay in same design as living area floor

Rain shower with roof light, headroom 1,98 m

Shower tray and shower corner pillar in dark granite look, shower walls in marble design incl. clothes hooks

Hand-held shower head height-adjustable on chrome rail

Washbasin base cabinet unit with toilet roll holder, mirrored storage cabinet

Sleeping

Electrically operated drop-down single bed above cab area

- Carawinx medically endorsed point elastic sleeping system, heated and ventilated with 7-zone cold foam mattress
- Extra-low positioning of bed with wobble-free support: access via pull-out access steps at side with extra-high headroom
- Open bookshelf beneath drop-down bed including LED lighting
- Continuous sleeping area with length of up to 200 cm, width 210 cm
- Sliding door beneath drop-down bed for insulation against cold from cab
- USB socket in sleeping area / cab
- Side window on driver's and passenger's sides
- Mini Heki skylight

On-board technology

Water

- Fresh water and waste water tank in heated double floor, cleaning opening via living area floor hatch or scooter garage (depending on model)
- Ball-type drain tap positioned in the double floor, protected from frost (central water drain)
- Low-maintenance pressurised water pump system
- Waste water hose kit with bayonet connection

Gas

- External gas bottle compartment in low position
- Holds 2 x 11 kg gas bottles
- Truma DuoControl CS
- Main gas taps in kitchen area

Electrical system

- Easily accessible electrical centre in scooter garage, including charger / fuses/ fuse protection, 36A (2x 18A) automatic charger, electronic adjustment, automatic cut-off when voltage too low, including starter battery charging function
- 230 V socket in seating area (53 model: 1x, 53 L model: 2 x), entrance area, kitchen, bathroom, scooter garage
- 12 V socket in cab (Fiat: 2x, Iveco: 1X), scooter garage
- USB socket in cab (3x), seating area 1x (53 model) or 3x (53 L model), sleeping area

Innovative lighting concept

- Lighting system with numerous LED spotlights in cab, kitchen, living area and dressing area with stepless dimming
- LED spotlights in living area above round lounge seating area
- Ceiling canopy with additional LED spotlights and indirect LED lighting
- LED accent light with backlighting in the entrance area
- LED accent light with backlighting in curved bathroom wall
- Night lighting in floor with LED spotlights, can be switched on from entrance and seating area

TV and pre-wiring

- Pre-wiring for 40" LED flatscreen TV
- Pre-wiring for solar energy system
- Pre-wiring for satellite system
- Pre-wiring for reversing camera (single lens)

Alde warm water heating technology

- Alde hot water heating, operates from 230 V electricity or gas, including 230 V heating cartridge, hot water boiler, bleed valves, numerous convector heaters in cab, dashboard, living area, double floor and scooter garage
- Underfloor heating effect due to heated double floor with heat storage
- Additive hot water underfloor heating: additional heating coils in double floor area of round lounge seating area
- Dashboard with targeted heating for additional heating of the cab area: insulated sandwich area beneath dashboard with warm water heating coils for surface heating booster: convector package with 2-speed fan underneath driver's seat, additional convector heater at entry door



Fiat models:
180 HP engine incl. 8-speed
automatic torque converter
as standard



Please carefully read the legal
information regarding vehicle
weight on pages 3-6 before
concluding the contract!



Alternatively, you can scan
the QR code to receive all of
the key weight information!



	I 53		I 53 L	
Chassis	Fiat Ducato	Iveco Daily	Fiat Ducato	Iveco Daily
Transmission	8G automatic torque converter	6-speed manual transmission	8G automatic torque converter	6-speed manual transmission
Standard chassis	AL-KO low frame 40 heavy	Ladder-type frame 5,6 t	AL-KO low frame DA 40 heavy	Ladder-type frame 6,7 t
Base engine	Diesel 2,2 l (180 HP / 132 kW)	Diesel 3,0 l (156 HP / 115 kW)	Diesel 2,2 l (180 HP / 132 kW)	Diesel 3,0 l (156 HP / 115 kW)
Length/width/height (mm) ^{1) 2) 3)}	7.830 / 2.270 / 3.080	7.845 / 2.270 / 3.125	8.530 / 2.270 / 3.090	8.545 / 2.270 / 3.290
Wheel base (mm)	4.543	4.750	4.543 / 800	4.750
Double floor height / Double floor storage compartment (mm)	360 / 360	330 / 330	360 / 360	330 / 330
Headroom in living area / round lounge seating area in rear (mm)	1.980 / 1.820		1.980 / 1.820	
Rear garage interior height	935 / 1.140	1.055 / 1.140	935 / 1.280	1.150 / 1.450
Door width / height rear garage on passenger side (LHD) (mm)	1.150 x 1.150	1.150 x 1.280	1.150 x 1.150	1.150 x 1.280
Door width / height, rear garage on passenger side (LHD) (mm)	1.150 x 1.150	1.150 x 1.280	1.150 x 1.150	1.150 x 1.280
Technically permissible gross vehicle weight (kg) ⁹⁾	4.500 / 4.800*	5.600 / 5.800* ⁸⁹⁾	5.000 / 5.500*	6.700 ⁸⁹⁾
Mass in running order (kg) ⁶⁾	3.937 (3.740 - 4.133)	4.341 (4.124 - 4.558)	4.277 (4.063 - 4.490)	4.685 (4.451 - 4.919)
Weight of additional equipment specified by the manufacturer as standard (kg) ⁷⁾	175	866	324	1.611
Max. towing capacity (kg) ¹⁰⁾	1.800	3.500	1.800	3.500
Max. number of seats with 3-point safety belt while driving (standard / optional) ⁵⁾	2 / 4		2 / 4	
Sleeping berths (standard / optional)	2 / 4		2 / 4	
Electrically operated drop-down bed dimensions (mm)	2.000 / 1.950 x 2.100		2.000 / 1.950 x 2.100	
Seating area bed conversion dimensions (mm) **	2.000 x 1.470 / 1.310		2.000 x 1.470 / 1.310	
Refrigerator volume / of which freezer compartment (l)	153 / 29		153 / 29	
Heating system	Alde WW		Alde WW	
Fresh water tank volume (l) ⁵²⁾	210		210	
Fresh water tank volume when filled for driving (l)	50		50	
Waste water tank volume (l)	155		155	
Battery capacity (Ah)	150 Ah lithium		150 Ah lithium	
230 V / 12 V / USB sockets	5 / 3 / 3	5 / 2 / 4	7 / 3 / 5	7 / 2 / 6
Article no.	133000	133500	133010	133510

* Optional weight increase

** In conjunction with special equipment

²⁾ Total vehicle width is the measurement from exterior wall to exterior wall (wheel arches on the side on Iveco Daily, approx.: + 110 mm; on Fiat Ducato approx. 70 mm).

Article no.		216132	212140	212142
Super package	Weight	Fiat	Iveco 5,6 t	Iveco 6,7 t
	kg	EUR	EUR	EUR
Chassis options				
Automatic air conditioning in the cab ³³⁾		-	1.880	1.880
Automatic air conditioning in cab		540	-	-
Charge booster 70A ⁴⁷⁾		420	420	420
Electric handbrake		-	910	910
Wind-down rear steadies to prevent swaying when stationary		440	460	460
Inductive mobile phone charging tray		340	-	-
Iveco Daily 5,6 t: Chassis Comfort Package Plus ^{13) 24)}				
- Wide-gauge front and rear axle				
- "AIR-PRO" adaptive pneumatic suspension and anti-shock system (full pneumatic suspension on rear axle / adaptive shock absorbers on front and rear axle)		-	13.990	-
- Alloy wheels with 235/65 R 16C tyres on front axle				
- Standard 5,6 t chassis weight increase (from 5,6 t to 5,8 t)				
Iveco Daily 6,7 t: Chassis Comfort Package Plus ^{12) 24)}				
- Wide-gauge front axle				
- "AIR-PRO" adaptive pneumatic suspension and anti-shock system (full pneumatic suspension on rear axle / adaptive shock absorbers on front and rear axle)		-	-	14.650
- Alloy wheels on front axle, increased front axle weight 2,6 t				
Habitation options				
"Safetylux" XL habitation door (width 63 cm) with safety double locking system and "coming home" ¹⁷⁾		1.720	1.720	1.720
Central locking for driver's cab doors and habitation door, exterior hatches and scooter garage hatches ⁹⁸⁾		1.180	1.180	1.180
SOG toilet ventilation via roof flue		370	370	370
Alde heat exchanger (uses engine heat)		1.180	1.180	1.180
Carthago 3-piece set of ship's instruments		320	320	320
Pioneer 6,8" radio / moniceiver incl. DAB+, pre-wiring for radio, roof aerial, speakers (6x) ^{80) 88)}		1.100	1.100	1.100
Total for individual items		7.610	23.530	24.190
Package price		6.050	20.140	20.140
Your savings		1.560	3.390	4.050
Package weight in kg		33	71	56
SURCHARGE Pioneer 9" multimedia system incl. sat nav, motorhome route guidance, DAB+ ¹⁹⁾	1	910	910	910
SURCHARGE Fiat 10,1" multimedia system incl. sat nav, motorhome route guidance and DAB+	1	1.450	-	-

Article no.		216016
Iveco infotainment package	Weight	
	kg	EUR
10-inch Mylveco Infotainment system with sat nav and motorhome route guidance		✓
Inductive charger including USB port		✓
USB sockets on driver's and passenger's sides		✓
Package price	1	2.790

Article no.		212500
Luxury Habitation Door package	Weight	
	kg	EUR
Electric self-closing mechanism for quiet closing		✓
Additional LED lighting in door window for "coming & leaving home" function		✓
Keyless access system via RFID-Chip (2x) ¹⁰⁸⁾		✓
Electric door opening support from interior and exterior		✓
Package price	0,5	1.110

Article no.

212313

Iveco Driver Assistance Pro package ⁵⁶⁾	Weight	
	kg	EUR
Emergency Brake Assist with City Brake (AEBS)		✓
Adaptive Cruise Control (ACC) with Stop & Go		✓
Intelligent Traffic Jam Assist		✓
Forward Collision Assist with pedestrian detection		✓
Traffic Sign Recognition with Intelligent Speed Assistant		✓
Automatic Main Beam Activation		✓
Lane Centering Plus		✓
Driver Drowsiness Attention Warning		✓
Tyre pressure sensors		✓
Rain sensor with automatic dipped beam		✓
Package price	5	13.990

Article no.

210744

Kitchen / Coffee package ¹¹⁰⁾	Weight	
	kg	EUR
Voltage transformer for 12 V to 230 V, 2.000 watts, mains priority circuit		1.950
Capsule coffee machine with connector kit incl. pull-out system in overhead cabinet with vertical waveform		320
Total for individual items	11	2.270
Package price		1.930
Your savings		340

Article no.

210562

Satellite and TV package	Weight	
	kg	EUR
Electric pull-out for 40" Smart LED TV		980
40" Smart LED TV ³⁹⁾		2.090
Teleco Flatsat Classic 85 satellite system with skew / twin LNB for second TV ^{12) 23)}		3.810
Radio incl. pre-wiring in round lounge seating area, DAB+ with CD ⁸¹⁾		690
Total for individual items	39,5	7.570
Package price		5.650
Your savings		1.920
SURCHARGE Oyster Vision 85 satellite system with skew and twin LNB for second TV ^{12) 23)}	9	570

Article no.

210583

Sleeping Area / Driver's Cab TV package (not in conjunction with Office and TV Room package)	Weight	
	kg	EUR
Fixed TV bracket in sleeping area / driver's cab ³⁶⁾		500
24" Smart LED TV incl. speaker ^{23) 39)}		1.460
Total for individual items	6	1.960
Package price		1.420
Your savings		540
SURCHARGE Oyster Vision 85 satellite system with skew / twin LNB for second TV ^{12) 23)}	37	3.460

Article no.

210585

Office and TV Room package (not in conjunction with Sleeping Area / Driver's Cab TV package)	Weight	
	kg	EUR
Height of TV bracket adjustable via wall profile rail in sleeping area / driver's cab ³⁶⁾		✓
24" Smart LED TV incl. speaker ²³⁾ ³⁹⁾		✓
Driver's and passenger's seats rotatable		✓
Pull-out table surface from sideboard on passenger side (LHD)		✓
230 V socket set and USB above sideboard on passenger side (LHD)		✓
Package price	44	2.790
SURCHARGE Oyster Vision 85 satellite system with skew / twin LNB for second TV ¹²⁾ ²³⁾	37	3.460

Article no.

210841

210842

Air Conditioning package	Weight	53	53 L
	kg	EUR	EUR
Truma Aventa comfort roof-mounted air-conditioning system ¹²⁾		2.710	2.710
Electric roof-mounted awning (230 V) aluminium cassette, grey canvas, length: 5,5 m ⁴³⁾		3.010	-
Electric roof-mounted awning (230 V) aluminium cassette, grey canvas, length: 6,0 m ⁴³⁾		-	3.330
Total for individual items		5.720	6.040
Package price		4.650	4.900
Your savings		1.070	1.140
Package price in kg		105,5	111,5

Article no.

216133

Unlimited electric power pack ¹¹⁰⁾	Weight	
	kg	EUR
3x 100 Ah lithium-ion batteries (Mastervolt) including battery computer for a total of 300 Ah		✓
Digital control panel to access energy management information		✓
"Mastervolt CombiMaster" inverter/charger (2.600 W inverter, 100 A charger)		✓
Package price	52	9.990

Article no.		€ incl. 19% VAT	kg	I 53	I 53 L	I 53	I 53 L
Fiat						Iveco	
Fiat Ducato chassis							
310071	180 HP / 132 kW engine, Euro VIe, f40 heavy, 8-speed automatic torque converter ^{10) 67)}	Standard	-	X	X	-	-
330340	Fiat 16-inch alloy wheels for f40 heavy chassis / f35 in conjunction with 9G automatic torque converter	950	-8	○	-	-	-
330345	Fiat 16-inch alloy wheels for f40 heavy chassis (double axle)	1.350	-12,5	-	○	-	-
311816	AL-KO “ACS” high-performance front axle spring strut	940	-	○	○	-	-
212400	Increased load from 4.500 kg to 4.800 kg (including pneumatic suspension VA / special alloy wheels) ²⁸⁾	9.290	45	○	-	-	-
212405	Weight increase from 4.500 kg to 4.800 kg (incl. AL-KO Air Premium X4 / special alloy wheels) ²⁹⁾	17.490	50	○	-	-	-
212410	Weight increase from 5.000 kg to 5.400 kg permissible total vehicle weight (double axle) ³⁰⁾	1.140	-	-	○	-	-
212415	Weight increase from 5.000 kg to 5.500 kg permissible total vehicle weight (AL-KO Air Premium X2) ³⁰⁾	7.080	60	-	○	-	-
212420	Weight increase from 5.000 kg to 5.500 kg permissible total vehicle weight (AL-KO Air Premium X4) ³⁰⁾	16.130	82	-	○	-	-
210338	Fiat 10,1" multimedia system incl. sat nav, motorhome route guidance and DAB+ ⁵¹⁾	1.450	1	○	○	-	-
Iveco Daily chassis							
310263	Iveco engine: 207 HP / 152 kW, Euro VI E, incl. 8-speed automatic torque converter transmission ⁷⁰⁾	11.490	128	-	-	○	○
310620	Differential lock on rear axle	1.190	11	-	-	○	○
331440	Tow bar (max. towing capacity 3.260 kg for Iveco Daily 5,6 t) ⁸⁹⁾	2.590	50	-	-	○	○
331340	Hydraulic 4-channel supporting jack system with automatic levelling ^{40) 48)}	9.190	130	-	-	-	○
410010	Entrance step, driver’s cab entrance, retracted and extracted electrically ³⁴⁾	580	5	-	-	○	○
330158	Driver and front passenger comfort seats with air suspension (air suspension seats)	590	60	-	-	-	○
Further chassis options							
330070	Heated seats in cab (driver’s / passenger’s seat)	800	2	○	○	○	○
330840	AL-KO Air Premium X2, full pneumatic suspension at rear axle ¹³⁾	4.790	49	○	-	-	-
330860	AL-KO Air Premium X2, full pneumatic suspension at rear axle ¹³⁾	5.940	70	-	○	-	-
330880	AL-KO Air Premium X4, 4-channel full pneumatic suspension at rear and front axle ^{13) 20)}	12.990	59	○	-	-	-
330900	AL-KO Air Premium X4, 4-channel full pneumatic suspension at rear and front axle ^{13) 20)}	14.990	80	-	○	-	-
331341	AL-KO HY4 hydraulic supporting jack system at front and rear ⁴⁸⁾	8.280	70	○	○	-	-
311400	Removable tow bar	1.900	38	-	○	-	-
311430	Removable tow bar	2.290	41	○	-	-	-
Habitation exterior							
410150	Additional security locks for cab door and habitation door	710	2	○	○	○	○
410261	“Silverline” exterior colour concept (driver’s cab and habitation in silver) ²¹⁾	4.280	5	○	○	○	○
410601	Roof-mounted awning aluminium cassette, grey canvas, length: 5,5 m	2.340	72	○	○	○	○
410640	Electric roof-mounted awning (230 V) aluminium cassette, grey canvas, length: 5,5 m ⁴³⁾	3.010	75,5	●	○	●	○
410670	Electric roof-mounted awning (230 V) aluminium cassette, grey canvas, length: 6,0 m ⁴³⁾	3.330	81,5	-	●	-	●
410690	LED light strip on roof-mounted awning	350	5	○	○	○	○
410710	Double floor storage space pull-out system ⁵⁹⁾	990	20	○	○	-	○
410786	Midi Heki skylight instead of Mini Heki above drop-down single bed	410	2,5	○	○	○	○
410787	Second Heki III above round lounge seating area in rear	1.260	11,5	○	○	○	○

Article no.		€ incl. 19% VAT	kg	153	153 L	153	153 L
Fiat						Iveco	
Electrical system							
510058	2nd and 3rd lithium-ion battery incl. battery computer, total 450 Ah, and two extra 18 A chargers, total 72 A	5.690	37	○	○	○	○
510081	Solar energy system: 2 x 110 Watt ¹²⁾	1.990	16,5	○	○	○	○
510101	Solar energy system: 1 x 135 Watt ¹²⁾	1.490	10,5	○	○	○	○
510121	Solar energy system: 2 x 135 Watt ¹²⁾	2.390	19,5	○	○	○	○
510180	Voltage transformer for 12 V to 230 V, 2.000 W with mains priority circuit ¹⁰³⁾ ¹¹⁰⁾	1.950	8	●	●	●	●
510501	Carthago Smart: Control and monitor your on-board technology using a smartphone app (available from January 2026) ¹¹⁸⁾	420	n.a.	○	○	○	○
510221	Additional socket: 12 V in overhead lockers in round lounge seating area in rear	110	1	○	○	○	○
510241	Additional socket: 230 V in overhead storage compartment in round lounge seating area in rear	110	0,5	○	○	○	○
510201	Carthago Security alarm system ³⁵⁾	1.420	3	○	○	○	○
510500	Electric heated windscreen with timer (available from October 2025)	1.290	-	○	○	○	○
Gas Water Miscellaneous							
610021	Gas filter for Truma DuoControl CS (recommended) ⁹⁵⁾	220	0,5	○	○	○	○
610120	Exterior gas connection behind double floor exterior storage space on passenger side (LHD)	270	1	○	○	○	○
610060	Fixed gas tank with regulator de-icing heater, 60 litre volume ⁴⁰⁾ ⁴⁶⁾	2.240	50	-	-	○	○
610241	Thetford toilet with pump system and septic tank ¹⁶⁾ ⁷⁴⁾	3.410	30	○	○	○	○
610500	Aluminium chequered plate floor for scooter garage ⁶⁶⁾	180	11	○	○	○	○
610520	Safe (fitted in double floor, depending on the layout)	520	12,5	○	○	-	○
Kitchen Appliances							
550020	Kitchen counter in high-quality Corian	1.590	7,5	○	○	○	○
550081	Tec-Tower 153-litre fridge freezer with separate gas oven ⁷⁵⁾	880	16,5	○	○	○	○
550067	Gas oven with grill function in kitchen base cabinet ³⁷⁾	1.060	8,5	○	○	○	○
550287	Capsule coffee machine with connector kit incl. pull-out system	320	3	●	●	●	●
Heating Air conditioning							
650020	Alde: heated floor mat in cab	630	3,5	○	○	-	-
650260	Truma Aventa Comfort roof-mounted air conditioning system ¹²⁾ ¹⁴⁾	2.710	31	●	●	●	●
650066	Heated towel rail in chrome in washroom	340	2	○	○	○	○
Multimedia							
710029	Pioneer 9" multimedia system incl. sat nav, motorhome route guidance, DAB+ ¹⁹⁾	1.560	3	○	○	○	○
710027	Radio incl. pre-wiring in round lounge seating area, DAB+ with CD ⁸¹⁾	690	4,5	●	●	●	●
710221	Reversing camera system with double lens, shutter including 7" colour monitor instead of single lens ⁸³⁾	690	1	○	○	○	○
710505	40" Smart LED TV incl. electric pull-out system ³⁹⁾ ⁸⁴⁾	3.070	18	●	●	●	●
710476	Rigid TV bracket in driver's cab ³⁶⁾	500	0,5	●	●	●	●
710475	24" Smart LED TV in cab (only in conjunction with TV bracket and connector kit) ²³⁾ ³⁹⁾	1.460	5,5	●	●	●	●
710461	Additional TV connection in cab (driver's side (LHD)) ³⁶⁾	340	3	●	●	●	●
710575	Service camera at waste water tank outlet pipe ⁸⁵⁾ ¹⁰⁰⁾	570	0,5	○	○	○	○
Satellite systems							
750041	Teleco Flatsat Classic 85 satellite system with CI slot ¹²⁾ ²³⁾	3.450	15	●	●	●	●
750046	Satellite system Teleco Flatsat Easy Skew Smart 90 / Twin LNB for second TV ¹²⁾ ²³⁾	3.810	16,5	●	●	●	●
750086	Oyster Vision 85 satellite system with skew / twin LNB for second TV ¹²⁾ ²³⁾	4.020	37	○	○	○	○

Article no.		€ incl. 19% VAT	kg	I 53	I 53 L	I 53	I 53 L
Fiat						Iveco	
Interior							
810100	Carpet for living area	370	7,5	O	O	O	O
810120	Carpet for cab area	190	2	O	O	O	O
810652	Electrically extendible TV lounge	1.070	16,5	O	O	O	O
810653	Relax headrests (2 x) for TV viewing seats in round lounge seating area	350	4,5	O	O	O	O
810581	Round lounge seating area can be converted into a sleeping berth ¹⁰⁾	590	1	O	O	O	O
810650	3rd & 4th seat at rear wall in direction of travel incl. headrests ⁵⁾	1.190	22	O	O	O	O
810720	Large mirror on inside of luxury bathroom door	160	6	O	O	O	O
Living area materials							
850610	Venezia/Antara fabric combination	Standard	-	X	X	X	X
850505	Pearl part leather	1.490	2	O	O	O	O
850720	Macchiato 23 part leather - leather - fabric combination	1.490	2	O	O	O	O
850508	Pearl leather	3.680	3	O	O	O	O
850730	Sand leather	3.680	3	O	O	O	O
850740	Macchiato leather	3.680	3	O	O	O	O
850750	Sand performance leather	4.250	3	O	O	O	O
850760	Macchiato performance leather	4.250	3	O	O	O	O
850501	Sleeping environments & soft furnishings set: decorative cushions, bed throw, fitted sheet set ²⁶⁾	410	3,5	O	O	O	O

Hints and additional equipment information



Service camera at waste water tank drain pipe

The driver can steer the vehicle directly over the waste water shaft using a service camera attached to the underside of the vehicle without the driver or the passenger leaving the vehicle. This provides safe, clean and above all easy emptying of the waste water / grey water.

The procedure can be followed on a central display on the double-DIN monitor of the radio or via the reversing camera monitor.



Dometic Waeco - reversing camera with double lens and shutter on the rear wall

A compact colour double camera with CMOS image sensor provides an optimum view and reverse view whilst driving, and has a series of practical characteristics for everyday in the premium class motorhome. Includes 140° diagonal viewing angle for reversing camera and a viewing angle of 46° for the long-distance viewing camera, for example. This model also has a motorised protection flap, an extended temperature range of -30 °C to 70 °C and a separate LED window (no dazzling at night-time). The display of distance markers (3 lines) on the monitor and the microphone integrated in the camera also help when reversing.



Truma Aventa Comfort - powerful roof-mounted air conditioning system with integrated heat pump

The Aventa comfort roof-mounted air conditioning system combines two powerful and efficient devices: a convenient air conditioning system which powerfully cools and dehumidifies the interior on hot days, and a heating system which the Truma Aventa Comfort can also use as a source of heat during the in-between seasons. Heating via a heat pump saves a considerable amount of energy. The air distributor allows for custom settings, and distributes the air evenly in the interior without draughts. The following are worth a special mention:

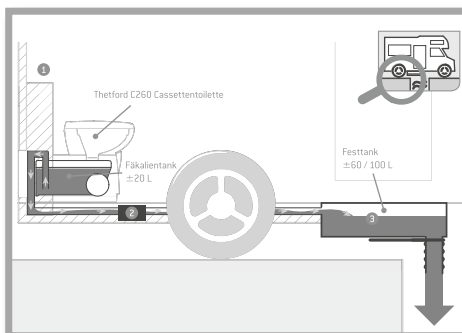
- the powerful cooling and extremely high air capacity with 2.400 W
- the sleep function for quiet cooling
- the practical timer function



Carthago full LED front headlights

The full LED headlights installed as standard in the chic c-line, chic e-line, chic s-plus and liner-for-two model series are also optionally available for the C1-tourer. The innovation comes with considerable advantages: their light colour is approximately equivalent to day-light, and puts less strain on the eyes than other lighting systems. Also, the service life of LED lights is about the same as that of the vehicle – laborious lamp changes are therefore a thing of the past. At the same time, the power consumption is very low and the light output remains almost constant over the entire service life, which is a real safety factor.

The full LED headlights which were exclusively developed with Carthago use the latest LED technology with even brighter illumination of the road surface and the kerb. The basis for this are computer-designed headlight lenses. The Carthago headlights integrate the dipped beam, the main beam, the daytime driving lights and the position lights, and also the indicators.



Thetford pumping system with septic tank and toilet cassette

You have absolute flexibility and self-sufficiency on your travels with the pumping system with separate septic tank with a capacity of 120 l to 200 l (depending on the model) and a 13 l toilet cassette. With a simple push of a button you operate a powerful pump which transports the waste out of the toilet cassette into the bigger septic tank. The pump uses the grey water from your tank to do this.

You decide whether to dispose of the toilet cassette directly on site or simply pump the waste into the provided tank.

Maximum self-sufficiency by means of large septic tank volume. Up to 10 days on the road without a disposal station is therefore no problem at all (depending on the model).

Hints and additional equipment information



Patented Pedelec scooter garage, loading height extension up to 124 cm in conjunction with push-in and transport system

Two advantages in one with Carthago queen-size bed models:


1. Large Pedelec scooter garage with low, conveniently accessible queen-size bed in rear
2. Loading height extension

The solution: because the bottom edge of the bed can be swivelled upwards and there is a recess in the floor, bikes with a handlebar height of 124 cm can be transported. The push-in and transport system makes loading child's play. With the additional cover panel, the Pedelec scooter garage can also be used as a level garage floor.



Carthago Security alarm system with ultrasonic sensors and gas warner

The Carthago security alarm system offers the best possible protection against break-ins: it boasts interior monitoring using ultrasonic sensors and a switch for activation and deactivation. The scooter garage (at the driver and passenger sides), the driver's door, the habitation door and the storage compartment hatches (at the driver and passenger side) are monitored using reed contacts. The bonnet is monitored via a door contact switch. The siren, which can be triggered using a handheld transmitter in the event of an alarm or a panic alarm, contains an emergency power supply. Propane, butane and anaesthetic gas are also reliably detected using a gas and auxiliary sensor. Other functions are the triggering of the vehicle's own central locking and a 1-way immobiliser. The alarm system is activated and deactivated using the remote control.



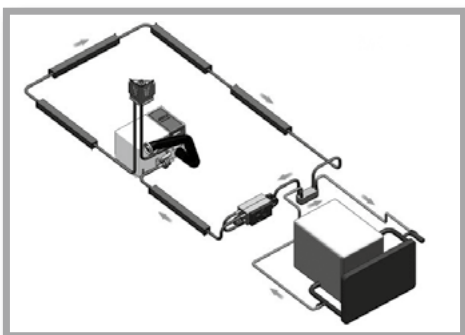
"Carawinx" medically approved point elastic sleeping system with quality mattress

Following the invention of the sprung slatted frame, the "Carawinx" system is the second revolution in the world of sleeping comfort. The intelligent combination of the spring elements, the sturdy cross beam and the supports ensures unparalleled lying comfort. The flexibility of the supports means they are designed to adapt to the shape of the body in all directions. Thanks to the large number of support points, the entire body is ergonomically positioned so the spine can gently release any stored-up tension. In combination with the premium, 7-zone quality cold foam mattress, with its outstanding comfort characteristics, the bed "automatically" adapts to the resting body.



Truma DuoControl CS with crash sensor, automatic changeover and de-icing function

The Truma DuoControl CS is a safety gas pressure regulator with a crash sensor for two gas bottles. If the operating bottle is empty, the system automatically switches to the reserve bottle. Thanks to the integrated crash sensor, the DuoControl CS is optimal for safe operation of gas-powered devices while driving. In the event of an accident, the crash sensor even reacts at slow collision speeds of 15 to 20 km/h. for example. The gas supply is interrupted immediately before any damage to the lines and devices can occur. This allows you to always arrive relaxed, feel at ease, and rest assured that you and your fellow travellers are in safe hands.



Alde heat exchanger

The cooling system of the vehicle engine can be used to heat the living area with the heat exchanger in conjunction with the Alde central heating system. In order to do this, all you need to do is set the required room temperature on the room thermostat and start the circulation pump of the heating system.

The heating can also operate in the reverse direction using the chassis circulation pump. In this case, the main cabin heating acts as engine pre-heating, whereby the central heating system heats the cooling system of the vehicle engine.

- The price information shown includes the legally applicable rate of VAT of 19 % and excludes shipping and transport costs
- Some vehicles are shown with special equipment, which is available at extra cost.
- Some special features cannot be installed in all layouts. Your Carthago dealer will be pleased to inform you about installation and technical details regarding the model you choose
- This information is subject to price, design and equipment modifications and also errors. The details relating to scope of delivery, appearance and performance comply with the status at the time of printing
- If our suppliers change product designations during the season, we reserve the right to deliver a part type of equivalent value.
- Price, dimensions and weights subject to change. The current rate of VAT at the time of delivery shall be valid. All prices are non-binding recommended prices ex works. In the case of price adjustments by sub-contractors or chassis manufacturers, the prices will be modified accordingly.
- Mattress sizes can differ from the specified bed dimensions
- The installation of optional extras can result in loss of storage space
- Prices for optional extras apply to ex works installation (not retrofitting). These extras must be ordered in good time before the vehicle goes into production! Information about this can be obtained from your Carthago dealer directly
- The mounting of solar energy and satellite systems depends on the available roof area.
- Any change to the factory condition of your vehicle can negatively affect driving quality and roadworthiness.
- Any structural alteration to the vehicle renders liability claims void. The same applies if the customer makes changes to the paintwork / colour of body components
- Deviations from the textures and colours in the illustrations are permitted in as far as they are due to the nature of the materials used and/or are usual in the trade. The same applies to technical changes to the vehicle as long as the overall product quality remains the same or is improved, and the intended use is not affected.
- It is possible that inferior-quality clothing can leave marks on the seat covers. This means that the seat covers are discoloured or the dye from the fabrics rubs off. We do not accept any liability for this kind of discolouration.
- We recommend always using Carthago extras and having them installed in our factory. We do not accept any liability for damage caused by products not approved by Carthago or by non-permitted alterations. This applies in particular to the installation of parts by workshops not authorised by Carthago. For this reason, please always have all repairs and retrofits carried out by authorised Carthago dealers, and insist on original Carthago accessories
- The water supply system complies with the state of the art in accordance with DIN 2001-2
- **Notes on the obligation to use a tachograph and to comply with applicable driving and rest time regulations** According to the German Federal Office for Logistics and Mobility (BALM), vehicles that, when combined with a trailer, exceed a technically permissible gross vehicle weight of 7.500 kg are required to be fitted with a tachograph and to comply with the applicable driving and rest time regulations – even when transporting goods for non-commercial purposes. Failure to comply with the tachograph requirement or with the applicable driving and rest time rules constitutes a regulatory offence and may result in a fine. Vehicles fitted with a tow bar but driven without a trailer do not require a tachograph, according to BALM, provided the technically permissible gross vehicle weight is less than 7.500 kg. Whether or not a tachograph is required – and the obligation to comply with the driving and rest time regulations – therefore depends on how you use and load your vehicle. Please speak to your dealer to find out about the options for installing a tachograph. The driver card required to operate a tachograph can be obtained from the relevant regional authority. As the driver, you are solely responsible for the proper use and loading of your vehicle.

Footnotes

Additional legal and technical information regarding vehicle weights / mass in running order tolerance

- 5) The specification of the maximum permissible number of seats refers to the respective vehicle weight in a standard set-up without additional equipment, and specifies the maximum possible number of persons who can be seated while driving. The number of seats also depends on the weight and the axle load. It can therefore be reduced if additional equipment (equipment packages, special equipment) is installed, or it may only be achieved if the vehicle load is increased. With additional approved seats (c-tourer only in conjunction with increased load option) the minimum payload per person increases by 85 kg, and the maximum weight for additional equipment reduces at the same time. Detailed information can be found on page 4, no. 3. With the optional 5th seat, the double floor through-loading space is slightly restricted and the upholstery is not covered in the same fabric as the living area material (not the liner-for-two model range).
- 6) In accordance with EU Implementing Regulation No. 1230/2012, the weight when in a roadworthy condition corresponds to the (unladen) weight of the vehicle with factory-installed standard equipment (including lubricants, tools, tyre repair kit) plus driver (75 kg), 90% full fuel tank, fresh water tank when driving (20 l / from e-line series 50 l), 100% full aluminium gas bottle. The weight of additional equipment specified by the manufacturer is basically dependent on the mass in running order, and is reduced by installing additional equipment (equipment packages, special equipment). Please note that the actual weight which is specified in the Certificate of Conformity (CoC) is also a standard value. Since the mass in running order – as part of the actual weight – has a legally permissible tolerance of $\pm 5\%$, the actual weight can deviate from the specified nominal value accordingly. Detailed information can be found on page 3, no. 2.
- 7) The maximum weight of additional equipment specified by the manufacturer must not be exceeded during the selection and configuration of your vehicle. The maximum weight of additional equipment specified by the manufacturer is intended to ensure that the legally prescribed minimum payload is also actually available for the vehicle payload after delivery of a vehicle by the manufacturer. This means that only a certain amount of additional equipment can be ordered and installed in the factory, in order to leave a sufficient weight allowance available for luggage and other accessories (the so-called payload) without exceeding the technically permissible gross vehicle weight. Detailed information can be found on page 5, no. 5.
- 9) The technically permissible gross vehicle weight describes the layout-based maximum permissible weight specified by the manufacturer that your motorhome is allowed to weigh when loaded (e.g. 3.500 kg, 4.500 kg). The technically permissible gross vehicle weight (e.g. 3.500 kg) must not be exceeded under any circumstances while driving. Detailed information can be found on page 3, no. 1
- 10) The maximum towing capacity depends on the total towing weight of the vehicle. The towing capacity decreases to 1.800 kg with the Fiat Ducato f40 heavy. As a rule, the towing capacity depends on the total towing weight: Fiat Ducato AL-KO 6.000 kg, Mercedes-Benz Sprinter AL-KO 5.880 kg. Fiat Ducato f40 heavy option / Mercedes-Benz Sprinter heavy including 16-inch steel wheels.
- 73) Truma DuoControl CS with crash sensor, automatic changeover and de-icing function option. In the basic configuration when calculating the weight in a roadworthy condition, only one 100 % full aluminium gas bottle at 16,5 kg is taken into consideration. The "DuoControl CS with crash sensor" (automatic changeover and de-icing function), which is available as an option or in the equipment package, can in principle also be operated with one connected gas bottle. When connecting and using a second gas bottle, the remaining load capacity of your vehicle will be reduced by 16,5 kg if an aluminium gas bottle is used. Steel gas bottles are around 5 kg heavier.

- 1) Total vehicle length is the measurement between the front skirt and the rear end.
- 2) Total vehicle width is the measurement from exterior wall to exterior wall (wheel arches on the side, for Fiat Ducato / Mercedes-Benz Sprinter approx.: + 70 mm; for Iveco Daily approx.: + 110 mm).
- 3) Height changes depending on installation of certain optional extras. The vehicle height with the Fiat chassis light/heavy/double axle can differ by 50 mm.
- 4) With the optional 5th seat, the living area window on the passenger's side is omitted (not XL Models).
- 8) The PSM (Parametrisable Special Module) is an interface between the vehicle and the habitation electronics, and is needed to control the pneumatic suspension.
- 11) Child seats with restraint systems must not be installed on the passenger seat.
- 12) Mounting capability depends on the roof area occupancy. The height of the habitation changes by 130 mm with the optional satellite system and roof-mounted air-conditioning system.
- 13) Full pneumatic suspension on rear axle with raise / lower function. Lowering the pneumatic suspension on the rear axle can cause damage to the vehicle body if the rear supports are extended at the same time.
- 14) The standard roof-mounted air conditioning system in the kitchen area is omitted from the chic c-line model range if the roof-mounted air conditioning option is selected.
- 15) In conjunction with optional 5th seat with 3-point belt in models with side bench seat on passenger side (LHD), in chic e-line: living area window above side bench seat is omitted (not omitted in XL models).
- 15) The foot pedal for adjusting the table is omitted in the option with the lounge seating area with a lowerable table top which can be converted into a sleeping berth. The table adjustment lever is beneath the table top in this model.
- 16) Thetford manufacturer note: To ensure the correct breakdown of faecal matter and the functionality of the faecal pump-out system, it is important to use Thetford sanitary additives and Aqua Soft toilet paper. The SOG toilet ventilation, "ventilation via roof chimney", is omitted if the pumping system option is selected. The toilet is ventilated via the bottom valve of the cassette on the underbody of the vehicle. Thetford toilet option with pump-out system and septic tank not possible in conjunction with ceramic fixed tank toilet option.
- 17) Central locking can be operated via the radio transmitter in the ignition key. "Coming home" function: activation of the awning light/cab door lighting via the remote control in the main key, with automatic switch-off delay.
- 18) Designer drinks cabinet with holder for three Carthago wine glasses and three long drink glasses.
- 19) Pioneer media centre with touchscreen in driver's cab, Wireless Apple CarPlay / Android Auto, Bluetooth, USB interface for connecting portable devices (Low-profile: monitor function for optional reversing camera). Not possible in conjunction with Mercedes-Benz chassis.
- 20) Full pneumatic suspension with automatic levelling. The total height of the vehicle increases by 30 mm.
- 21) Roof surfaces finished in white GRP to prevent adverse thermal effects. The surface of the GRP is not of the same quality as a painted exterior panel. Slight colour differences possible in the paintwork between the cab and habitation.
- 22) Omission of Mini-Heki skylight in kitchen area.
- 23) If a satellite system and an additional LED flatscreen TV in the rear area are chosen, only the satellite system with TWIN (for two TV devices) can be ordered.
- 24) Rear axle wheel trims visually match the front axle alloy wheels.
- 25) Additional TV connection option not possible in conjunction with SMART LED TV option in the sleeping area, since this is already included.
- 26) Carthago sleeping environments & décor set consisting of one or three decorative cushions (model-dependent), a jacquard bed throw with woven Carthago logo and a fitted sheet set to match the respective model.
- 27) Note for XL models: three-piece seat upholstery, cannot be pulled out.
- 28) Weight increase from 4.500 kg to 4.800 kg (AL-KO Air Premium X2, four special alloy wheels with increased load). The axle loads are: front axle 2.250 kg / rear axle 2.700 kg. Weight increase from 4.500 kg to 4.800 kg not possible in conjunction with 16-inch alloy wheels option.
- 29) Weight increase from 4.500 kg to 4.800 kg (AL-KO Air Premium X4, four special alloy wheels with increased load). The axle loads are: front axle 2.300 kg / rear axle 2.700 kg. Weight increase from 4.500 kg to 4.800 kg not possible in conjunction with 16-inch alloy wheels option.
- 30) If the vehicle load is increased to 5.400 kg, the axle loads on the front/rear axle are 2.300 kg / 2 x 1.600 kg; if the vehicle load is increased to 5.500 kg, the axle loads are 2.300 kg / 2 x 1.700 kg.
- 31) Chassis version 6,7 t is equipped with a reinforced frame, weight increase to 6,7 t permissible total weight.
- 32) The rear axle load increases to 2.500 kg if 16 inch alloy wheels are selected.
- 33) In the event of unfavourable conditions, manual readjustment of the air conditioning system may be necessary.
- 34) Legally required mandatory option with chassis version 6,7 t.
- 35) Option: Carthago Security alarm system, including ultrasonic sensors in living area, door and scooter garage contact switch, panic alarm function, indicator activation and gas sensor for anaesthetic, propane and butane gas. The legal recognition of the alarm system by insurance companies is regulated differently depending on the country and cannot be guaranteed by the manufacturer.
- 36) Incl. connector kit: coaxial cable, antenna socket, 12 V socket. If the Media package or SMART LED TV are not chosen, the TV connection in the living area is obligatory.
- 37) No drawers in the kitchen base cabinet (quantity depends on the model). Dimensions of oven in kitchen block (in mm): height 445 x width 445 x depth 490. Not possible in conjunction with the Tec-Tower option.
- 39) Smart TV with DVB-T2 receiver (incl. USB, HDMI, full HD). LED flatscreen TV in sleeping area not connected to DVB-T aerial. Can only be used via SAT aerial or smart TV.
- 40) The fixed gas tank and hydraulic support jack system options cannot be ordered together - with the exception of models chic s-plus 61 XL LE, 64 XL QB.
- 41) The top speed is limited to 110 km/h (68 mph) by the ESP safety feature.
- 42) With the Pedelec scooter garage option, the fresh water tank volume in the chic c-line vehicles changes to 160 l, reducing the scooter garage load capacity by 100 kg. Not possible in conjunction with aluminium chequer plate floor for scooter garage. In 148 RB-QB layout, not available in conjunction with tow bar.
- 43) Note: an inverter is required for use in own on-board power supply (without mains electricity).
- 45) Position: lounge seating area (230 V, USB), sleeping area rear overhead cabinet (230 V, USB), scooter garage (230 V).
- 46) The standard double floor exterior storage compartment behind the habitation door is omitted if this option is selected (does not affect XL models).
- 47) The charge booster is incorporated between the alternator and the starter and also the habitation battery, and ensures that the alternator generates power during travel until the batteries are charged.
- 48) With optional HY4 hydraulic supporting jack system (Fiat: HY4, Iveco: E&P), the mechanical supporting jacks are omitted. Not possible in conjunction with spare wheel. Hydraulic supporting jack system option with automatic levelling.
- 49) Optional weight increase incl. "ACS" High Performance front axle spring strut.
- 51) Multimedia system (Mercedes-Benz: MBUX 10,2" display; Fiat: 10,1" display), Bluetooth connectivity with audio streaming and hands-free function, smartphone integration via Android Auto or Apple CarPlay, USB interface for connecting portable devices. Mercedes-Benz: Vehicle weights and vehicle dimensions can only be logged in the system via the MercedesMe app.
- 52) The specified fresh water tank volume already includes the volume of the boiler.
- 53) With the Sky Dream Comfort option, the set of ship's instruments is integrated in the driver's cab overhead storage cabinet.
- 54) The supplied roof aerial in the Mercedes-Benz variant also contains a GPS function.
- 55) The optional lithium-ion batteries replace the standard gel battery/batteries. The battery status display can be accessed via a free app and touch display with 18 A automatic charger.
- 56) When choosing the driver's assistance package, the required radar sensor is integrated in the radiator grille.
- 57) Reinforced front axle spring for optimised ride comfort not possible in conjunction with AL-KO "ACS" High Performance front axle spring strut.
- 58) Spare wheel not possible in conjunction with hydraulic support jack system and in conjunction with Thetford toilet with pump-out system and septic tank.
- 59) Double floor storage compartment pull-out system with four transport boxes option. Not possible in conjunction with 5th seat option in 50 LE, 51 QB models. Possible in models 61 XL LE, 64 XL QB, but there is a risk of collision if they are used at the same time.
- 61) Ceramic fixed tank toilet option not possible in conjunction with Thetford toilet option with pumping system and septic tank. Cleaning spray nozzle with garden connection.
- 62) Driver's cab heated seats option (driver / passenger seat) 2 settings.
- 63) Truma Combi 6E option not possible in conjunction with Alde hot water heating option.
- 64) Designer bar cabinet with holder for two Carthago wine glasses and two Carthago long drink glasses.
- 65) The collision braking system automatically triggers braking in the event of a collision in order to prevent or lessen the effects of a possible secondary collision.
- 66) Aluminium chequered floor option not possible in conjunction with Pedelec scooter garage option.
- 67) 4-cylinder engine with 2,2 l. 140 HP engine: 350/380 Nm, 180 HP engine: 380/450 Nm.
- 68) 8G automatic torque converter transmission with Fiat Ducato f35 only possible in conjunction with 16 inch steel wheels or 16 inch alloy wheels option.
- 69) The foot pedal for adjusting the table is omitted in the option with the lounge seating area with a lowerable table top which can be converted into a sleeping berth. The table adjustment lever is beneath the table top in this model.
- 70) Iveco 21 engine option: 3,0 l Euro VI, 4 cylinder, 207 HP / 152 kW, 470 Nm, incl. 8G automatic torque converter.
- 71) Push-in and transport system option for 2 Pedelecs/E-bikes only in conjunction with Pedelec scooter garage.
- 72) With the option to omit the high-quality mattress for the drop-down bed, the vehicle weight can be reduced. The slatted frame is left in place and can be used as a shelf space.
- 74) chic e-line tank volume: cassette 13 l plus septic tank 110 l. chic s-plus tank volume: cassette 13 l plus septic tank 112 l. liner-for-two tank volume: cassette 13 l plus septic tank 60 l (Attention: double-floor storage compartment is reduced in size).
- 75) Tec-Tower fridge freezer 153 l option, with door opening at both sides, separate freezer compartment and gas oven. Not possible in conjunction with gas oven in kitchen base cabinet option.
- 76) "Sky Dream comfort" option with all-around overhead storage cabinets above lounge seating area and driver's cab, two large panoramic skylights integrated in the suspended designer roof liner with indirect ambient lighting instead of drop-down bed.
- 77) Fine cherry furniture finish with overhead cabinet fronts in bicolour appearance with high-gloss ivory.
- 78) "Cortina" style range: Exclusive walnut furniture finish with handleless overhead cabinet fronts in Jurassic white matt, accents in slate grey and worktops in a wood look.
- 79) "Linea nobile" style range: furniture finish and overhead cabinet fronts in Noce Fino, kitchen cabinet doors in a bicolour appearance with high gloss ivory and lotus white.
- 80) Radio/moniceiver option with touchscreen in driver's cab, Bluetooth and USB interface for connecting portable devices. (Low-profile: monitor function for optional reversing camera).
- 81) Radio with DAB+ with CD, music control via USB, App Connect, incl. wiring for radio in living area round lounge seating area above sideboard (with automatic changeover to habitation battery).
- 82) Reversing camera system with single lens and 7" colour monitor integrated at side in dashboard.
- 83) Reversing camera system, double lens and shutter on rear wall incl. 7" colour monitor at side of dashboard.
- 84) 40" LED flatscreen TV option incl. electric pull-out system only possible in conjunction with radio in round lounge seating area.

- 85) Service camera at waste water tank drain pipe with display via double-DIN monitor in dashboard.
- 86) 24" LED flatscreen TV incl. TV bracket, speakers and integrated contact switch wirelessly integrated in TV wall for sleeping area (only in conjunction with connecting kit).
- 87) 24" LED flatscreen TV in rear; integrated in the furniture unit (only in sleeping area TV package).
- 88) Speakers in driver's cab (2x) and lounge seating area (2x, liner-for-two: 4x), DVB-T2 reception.
- 89) If, based on your individual usage and loading, the technically permissible gross vehicle weight of the vehicle and trailer combination exceeds 7.500 kg, the German Federal Office for Logistics and Mobility (BALM) considers that a tachograph must be used – even for non-commercial transport of goods. Failure to comply with the tachograph requirement or the applicable driving and rest time regulations may result in a fine. For further details, please refer to the section General Information on page 95.
- 91) Additive warm water underfloor heating option: additional heating coils in double floor area of lounge seating area. Also in cab in s-plus.
- 92) Thetford C 260 toilet with ceramic insert and 3-stage filling level display option.
- 93) Because of the maximum front axle load of 2,1 t, the maximum number of seats is 3.
- 95) It is recommended to order the gas filter in conjunction with the Truma DuoControl CS option, since the manufacturer of the Truma DuoControl invalidates the warranty if the gas pressure regulator and valves become defective or damaged because of oil or other foreign materials in the liquid gas.
- 96) The cup set consists of two coffee cups and two espresso cups.
- 98) Central locking not for gas compartment hatch and toilet hatch.
- 99) 4-cylinder engine with 2,0 l, max. 400 Nm.
- 101) The luxury living area table is smaller if the round lounge seating area which can be converted into a sleeping berth option is selected.
- 102) Drawers in the kitchen base cabinet are omitted. In addition, only one waste bin is included as standard. Dimensions of oven in kitchen unit (in mm). height 445 x width 445 x depth 490.
- 103) Kitchen / Coffee package or Voltage Transformer option for C1-tourer / C2-tourer only possible in conjunction with an additional gel battery or lithium-ion battery.
- 104) Digital instrument cluster with colour display for optimal pairing with the Fiat 10,1" multimedia system for display of 3D navigation maps and driver assistance systems.
- 105) All prices listed in this price list are non-binding recommended retail prices (RRP) and include the statutory VAT applicable in the country of delivery, but exclude shipping and transport costs. Final pricing is at the sole discretion of the individual dealer. For this reason, please contact your dealer in advance. The prices stated in this price list do not constitute a binding offer. Subject to changes and errors.
- 106) The battery status display can be accessed via a free app with 18 A automatic charger. Cannot be combined with another lithium-ion battery.
- 107) SOG toilet ventilation via roof flue. For 145 RB-LE, 147 RB-LE, 148 RB-QB, SOG layouts, toilet ventilation via floor vent.
- 108) Central locking control possible via RFID chip.
- 109) For Mercedes-Benz models, only available from November 2024.
- 110) Kitchen/Coffee package or 1.800 W voltage transformer option not possible in conjunction with electric self-sufficiency package. The Electric Self-Sufficiency package replaces the standard on-board battery.
- 111) Option recommended for Mercedes-Benz I models. If this option is not chosen, the passenger's seat in these models is around 45 mm lower than the driver's seat
- 112) Not possible in conjunction with nuovo style range.
- 114) 40" smart LED TV incl. electric pull-out system compulsory in XL models.
- 115) Decorative curtain incl. Venetian blinds included in sleeping area as standard in 5,0 QB, 5,0 QB L, 6,2 XL QB layouts.
- 117) only in conjunction with "Nuovo" style range.
- 118) App control via Bluetooth when in close proximity. Remote control via mobile phone network only with available Wi-Fi signal in vehicle and active subscription
- 119) 32" TV wall bracket, rotatable by 180° in entrance area only available in conjunction with 32" smart LED TV



More information
about the various
tyre designations
can be found here



About the information in this price list: When this price list is published, all previous price lists lose their validity. Changes may occur during the model year after the editorial deadline for this printed document in July 2025. The manufacturer reserves the right to make structural and design changes that become necessary, provided that they are in the interest of technical progress and are reasonable for the customer, plus changes to equipment, differences in colour combinations or individual colour shades, material quality differences and changes to the scope of delivery on the part of the manufacturer. This also applies to colour differences on the chassis, insofar as they are a result of changes made by the chassis manufacturer. Please consult your dealer for detailed advice concerning the status of the current product or series.

The information about the scope of delivery, appearance, performance, dimensions and weights of the vehicles (differences within the scope of the factory tolerances ($\pm 5\%$ max.) are possible and permissible) corresponds to the state of knowledge at the time of going to print. Please be aware that some of the vehicles are depicted with special equipment for which an additional charge applies. In some cases they are shown with equipment features that do not correspond to the series production version and can also not be ordered as special equipment.

Prior written consent from Carthago Reisemobilbau GmbH is required for the reprinting of this publication or extracts thereof. The information in this publication is compliant with the German StVO and StVZO (road traffic and road traffic licensing regulations). Mistakes, printing errors and translation errors excepted. All information is based on the characteristics of the German market.

All prices listed in this price list are non-binding recommended retail prices (RRP) and include the statutory VAT applicable in the country of delivery, but exclude shipping and transport costs. Final pricing is at the sole discretion of the individual dealer. For this reason, please contact your dealer in advance. The prices stated in this price list do not constitute a binding offer. Subject to changes and errors.

© Carthago Reisemobilbau GmbH, 88326 Aulendorf,
Tel. +49 (0)7525 / 9200-0